


# PRODUCT CATALOG

**Zico**  
ZIAMATIC.COM





# WHAT'S NEW



SURE-GRIP  
HOOK TOOL  
MOUNTING  
BRACKET  
Page 3-7

VEHICLE  
COOLING  
UNITS  
Page 2-2



DOUBLE HARD  
SLEEVE GANTRY  
Page 2-17



SIDE-BY-SIDE  
DOUBLE HARD  
SLEEVE GANTRY  
Page 2-18



ADJUSTABLE  
SURE-GRIP  
Page 3-9



SURE-GRIP  
275  
Page 3-10



OXYGEN TANK  
SYSTEM  
FOR ALUMINUM  
"M" CYLINDERS  
Page 3-49



SLIDE OUT  
FLIP-DOWN  
ASSEMBLY  
Page 3-53



NEW  
MULTIVERSAL  
BRACKET  
Page 3-52



PLASTIC ADJUSTABLE  
T-SLOT BASE CHANNEL  
Page 3-13







Ziamatic Corp.  
10 West College Ave.  
P.O. Box 337  
Yardley, PA 19067



Fire and EMS  
Equipment  
800-711-FIRE  
Fax: 215-493-1401



## HOW TO USE THIS CATALOG

Ziamatic is proud to provide you, our valued customer, with our latest full-line product catalog. This new catalog provides additional product information not available in previous versions. Please replace your outdated catalogs accordingly. This catalog is divided into six major sections, each section containing relevant products. The six sections are as follows.

<u>SECTION</u>	<u>DESCRIPTION</u>	<u>PAGES</u>
1000	Breathing Apparatus Related Products	1-1 through 1-26
2000	Water Transfer and Hose Related Products	2-1 through 2-23
3000	Apparatus Hardware and Equipment	3-1 through 3-82
4000	Tools, Salvage and Overhaul	4-1 through 4-11
5000	Safety and Cloth Products	5-1 through 5-3
8000	Lighting Equipment	8-1 through 8-4

If you know the type of product you are looking for or the specific product name, you may refer to the Table of Contents on pages two and three. The Table of Contents will not only help you locate a product within the catalog, but will provide you with the corresponding location within the price list as well.

Reference Manual availability is noted above the information chart of applicable products. Manuals contain assembly instructions, component parts lists (including photos and/or line drawings), and other detailed product information. These manuals are accessible through our website at [www.ziamatic.com](http://www.ziamatic.com). From our home page, use your mouse to hover over the “Resources” button, then choose the “Product Manuals” option from the drop down.

ZICO has been providing the men and women of the fire services and EMS industries with quality products and dependable service for over 50 years. We are always striving to bring you innovative new designs and improve on existing ones in order to meet your ever-evolving needs and ensure ultimate customer satisfaction. We stand behind all of our products, so when you see the name ZICO or ZIAMATIC on a product, you can be assured it is top quality, reasonably priced, and backed by thorough field testing.

### Photos:

Cover photography by Jeff Goldberg. Product photography by Rick Urbanowski.



ITEM	PRICE LIST PAGE NO.	CAT. PAGE NO.	ITEM	PRICE LIST PAGE NO.	CAT. PAGE NO.
Adapter hanger	20	3-26	EZ-LOC™ mechanical bracket	4	1-3 & 1-4
Adjustable base and slide channel	16	3-73	EZ-MOUNT™ adhesive fastener system	17	3-3
Air cylinder storage racks	12	1-22 & 1-23	EZ-MOUNT™ tool boards	17 to 18	3-4
Aluminum hose bridge	13	2-4	EZ-OUT	5	1-7 & 1-8
Angle bracket support	11	1-14	Fire extinguisher holders	14	3-55
AWG valve mounting brackets	16	2-6	Fire rake	29	4-10
Axes	29	4-2	Floor runners	28	5-2
Axe holders	22	3-15	Foam container wrench	29	4-8
Backplate support	10	1-11	Fold down seat	13	3-74
Bags	30	5-3	Folding ladder bracket	20	3-57
Bolt cutters	30	4-5	Folding spanner wrench	16	4-9
Bolt cutter brackets	22	3-24	Forcible entry tools	27	4-3
Bracket--breathing apparatus	4 to 12	1-3 to 1-16	Full high cycle clips for SCBA	10	1-12
Bracket--gas cylinders	14 & 15	3-44 & 3-45	Gas can mounts	20	3-27, 3-28
Bracket--tools	17 to 23	3-5 to 3-18	Gas cylinder brackets & slides	14 & 15	3-52 to 3-53
Bracket--wheel choc	13 to 14	3-81	Generator mount	20	3-34
Cabinet, breathing apparatus storage	30	1-25 & 1-26	Ground lights	30	8-2
Cabinet mounting bracket	11	1-26	Halligan-style tools	27	4-3
Cable assemblies	19	3-25	Hammers--sledge & dead blow	29	4-4
Can mounts	20	3-27 to 3-28	Hard sleeve mounts	21	2-13
Ceiling and wall tool holder	20	3-20	Hard sleeve systems	21 to 25	2-14 to 2-19
Chain bar	19	3-25	Hard sleeve kit for HLAS	25	3-68
Chain hook	20	3-26	Hard suction mounting kits	21	2-13 & 2-14
Chain saw mount	20	3-21 & 3-22	Helmet holders	30	3-38
Choc, wheel	13 to 14	3-79 to 3-82	High cycle clip for SCBA	10	1-12
Clips--spring	10	1-11	Hose bridges--aluminum	13	2-4
Clips--tool	17	3-14	Hydraulic hard sleeve system (HA-HS)	21	2-16
Closet hooks	29	4-6	Horizontal ladder access system (HLAS)	25	3-66 & 3-67
Collision restraint strap	10	1-21	Ladder access systems	24 & 25	3-58 to 3-70
Container Mounts	20	3-27 to 3-28	Ladder mounting brackets	23	3-57
Cord adapter holder	20	3-34	Lights--ladder	24	3-65
Coupling mounts	16	2-9 & 2-10	Ladder, vehicle	23 to 24	3-71
Covers, protective--salvage	28	5-2	Lights--vehicle	30	8-3
Cribbing bag	30	5-3	Load & Lock™ WALKAWAY® bracket	4 to 5	1-9 & 1-10
Cylinder lifts	15	3-51	Low level strainers	13	2-11
"D" handle--aluminum	29	4-7	Low profile bracket	8 to 9	1-13
"D" cylinder brackets	15	3-54	Mechanical WALKAWAY® bracket	4 to 11	1-12
Drafting devices	13	2-8 & 2-9	Mounting brackets--equipment & tools	17 to 22	3-4 to 3-30
Drill holder	23	3-24	Multi-Carry strap	13	3-47
Dual air cylinder brackets	4	1-15	Multiple bracket holder--SCBA	11	1-16
"E" cylinder brackets	15	3-55	Multiple extrication tool holder	22	3-37
Electrical cord holder	20	3-34	Multiversal bracket for gas cylinders	14	3-52
Extrication tool holders	22	3-33, 3-35 to	Neoprene cup mounts--SCBA/extinguishers	12	2-8
		3-37	Neoprene cup mounts--nozzles	16	2-8





ITEM	PRICE LIST PAGE NO.	CAT. PAGE NO.	ITEM	PRICE LIST PAGE NO.	CAT. PAGE NO.
Nozzle bracket mount	16	2-7 & 2-8	Salvage and overhaul tools	28 to 30	4-2 to 4-11
Nozzle cup and post mounts	16	2-8	Saw blade holders	20	3-23
Outside arm ladder access system (OALS)	24	3-70	SCBA brackets	4 to 12	1-3 to 1-18
Oxygen tank mounting system (OTS)	15	3-48 & 3-49	Scene light brackets	20	3-32
Pike heads and accessories	29	4-7	Shovel mounts	20	3-20
Pike poles	28	4-6	Shovels--long and short handled	29	4-10
Pike pole mounting brackets	18	3-19	Sledge hammers	29	4-4
Plastic cylinder storage rack	12	1-21	Sledge hammer bracket	22	3-19
Portable tank mounting system (PTS-HA)	26	2-20 & 2-21	Smoke ejector holder/brackets	28	4-11
Positive holding strap	10	1-21	Spanner wrench & holder	16	4-8 & 4-9
Premix holders	20	3-29 & 3-30	Split aluminum tray--hard suction	21	2-10 & 2-11
QUIC-ACCESS® wall cabinets	30	1-26	Spring clips	10	1-11 to 1-13
QUIC-BAR® forcible entry tools	27	4-3	Step, vehicle	22	3-75 to 3-78
QUIC-BAR® mounting brackets	18 & 19	3-16	Storz coupling mounts	16	2-9
QUIC-BRIDGE™ hose guards	13	2-4	Strainers	13	2-11
QUIC-CHOC® wheel chocs	13 to 14	3-79 to 3-82	Strapless cylinder brackets	15	3-54 & 3-55
QUIC-CLOTH™ products	30	5-3	Straps--for mounting cylindrical items	26 & 27	3-32
QUIC-GRIP™ smoke ejector holder	28	4-11	Strut mounting bracket	19	3-29
QUIC-INDEX™ multiple bracket holder	11	1-16	Suction strainers	13	2-11
QUIC-LADDER™ vehicle ladder	23 to 24	3-71 to 3-72	SURE-GRIP™ mounts	18 to 19	3-5 to 3-11
QUIC-LIFT™ hard sleeve systems	21 to 25	2-14 to 2-16	Tarps	28	5-2
QUIC-LIFT® ladder access systems	24 & 25	3-58 to 3-70	Tie down straps	10	1-19
QUIC-LIFT® portable tank system	26	2-20 & 2-21	Tool boards	17 to 18	3-4
QUIC-LOCK™ mechanical bracket	12	1-6	Tool clips	17	3-14
QUIC-MOUNT brackets and mounts	16 to 23	3-14 to 3-32	Tool holder--extruded	22	3-7
QUIC-MOUNT® tool clips	17	3-14	Tote bags--general purpose	30	5-3
QUIC-PAC™ covers	11	1-16	Touch-up paint for LAS systems	25	3-65
QUIC-RELEASE® gas cylinder brackets	14 & 15	3-44	Tulip clips	17	3-14
QUIC-RELEASE® slide assemblies	14	3-45	Uni-Strut kit	21	3-57
QUIC-SEAT™ back rests and seats	13	3-66	Uni-Strut kit for hard sleeve	21	2-13
QUIC-STEP™ vehicle steps	22	3-75 to 3-78	Universal deck mount	20	3-31
QUIC-STORAGE® breathing apparatus racks	12 & 13	1-21 to 1-23	Utility bags	30	5-3
QUIC-STRAP™ mounting systems	26 & 27	3-39 to 3-42	Variable mounting brackets	18 & 19	3-12
QUIC-SWING™ SCBA holders	4 & 11	1-15 & 1-16	Vehicle lights	30	8-3
Rakes	29	4-10	WALKAWAY® brackets--SCBA	5 to 10	1-12 to 1-14
Reciprocating saw holder	20	3-18	WALKAWAY® bracket accessories	11	1-17 to 1-20
Rescue ladder	23 to 24	3-64	WALKAWAY® bracket supports	11	1-14
Rescue tools	27	4-1	Wall cabinets	30	1-25
Restraint straps--SCBA storage	12	1-21	Wheel chocs	13 to 14	3-79 to 3-82
Retractable steps	22	3-75 & 3-78	Wire rope cutters	30	4-4
Safety can mounts	20	3-26 & 3-27	Wrenches--spanner	15	4-8 & 4-9
Salvage covers	28	5-2	Wrenches--foam container	39	4-8
			"Z" hook tools	18 to 19	4-11



## BREATHING APPARATUS RELATED PRODUCTS

### **SCBA AIR PACK BRACKETS**

1-2 through 1-16

EZ-LOC™ Mechanical Bracket

1-3 &amp; 1-4

QUIC-LOCK™ Mechanical Bracket

1-6

E-Z™ OUT Bracket

1-7 &amp; 1-8

LOAD &amp; LOCK™ Bracket

1-9 &amp; 1-10

WALKAWAY® Spring Clip Bracket

1-11 through 1-14

QUIC-SWING™ SCBA Brackets

1-15

QUIC-SLIDE™ SCBA Brackets

1-14

QUIC-INDEX™ Multiple Bracket Holders

1-16

### **SCBA AIR PACK BRACKET PARTS & ACCESSORIES**

1-17 through 1-21

Spring Clips

1-18 through 1-20

Straps

1-21 &amp; 1-23

### **SCBA CYLINDER STORAGE**

1-21 through 1-26

QUIC-STORAGE® Racks

1-21 through 1-23

Plastic Air Cylinder/Extinguisher Cradles

1-24

QUIC-ACCESS® SCBA Cabinets

1-25 &amp; 1-26



**“EZ-LOC”**

Simply press down on the top clamp to lock. See page 1-3.



**“Quic-Lock”**

An easily adjustable mechanical storage option. See page 1-6.



**“Load & Lock”**

Our most economical NFPA compliant option. See pages 1-9 & 1-10.




**“Spring Clip”**

Primarily for use in side compartments. See pages 1-12 & 1-13.



**“Dual Air Cylinder”**

Designed for use with dual SCBA and SCUBA air packs. See page 1-13.



**“QUIC-SLIDE SWING-DOWN”**


Comfortably don compartment stored SCBAs from your choice of two different heights. See page 1-14



**“QUIC-SWING FLIP-DOWN 180”**

Don compartment stored SCBAs from a comfortable standing position. See page 1-15





**Shown:  
Model QM-EZL-F**

- NFPA compliant and third party tested to exceed the 11G standard
- Footplate Guide makes stowing the air pack an easy, no-look process
- Adjustment knob allows for on the fly tweaks to the footplate height to accommodate for small variations in individual cylinders

For optional pull releases, see page 1-20

To view a video, visit [www.ziamatic.com](http://www.ziamatic.com)

### The latest and greatest in SCBA storage innovation.

**Easy:** Simply press down on the top clamp to lock - no straps, levers, or need to slam the cylinder against a backplate

**Economical:** More affordable than inertia-based options with a smooth, PVC-coated top clamp that won't pinch or damage air hoses or expensive HUD module wiring


**Safe:** The patented ratcheting design keeps the top clamp locked even when partially closed - no struggling to achieve a lock or worrying that you haven't

**Flexible:** Fully adjustable to your specific air cylinder, easy to retrofit, and works with most center pull releases and seat models - allowing you to upgrade to a strapless bracket without having to invest in all new seats

An adjustable top clamp option, Model QM-EZL-A, better accommodates smaller cylinder sizes.



Footplate Guide makes returning the air pack a breeze



The teeth of our patented ratcheting assembly locks the SCBA in place even if only partially closed, keeping personnel safe even when pack is misaligned or otherwise improperly stowed.

- Using a 30 min. 5500 PSI cylinder? Order Locator Bumper Spacer Kit. Model 1045-320-912
- Using a flat-top cylinder? Order Locator Bumper, Model 1045-320-112

**Reference Manuals 1026PM1 - 1026PM7**

MODEL	DESCRIPTION	WT./@ IN LBS	PRICE LIST PAGE NO.
QM-EZL-F	EZ-LOC Bracket with fixed top clamp, adjustable footplate and universal pull release	12.8	4



Scan here for  
more information.

Note: For more configuration options, visit Price List page 4 or [www.ziamatic.com](http://www.ziamatic.com)



# HAVE A QUESTION ABOUT A PRODUCT OR SERVICE?

**REACH OUT  
TO US TODAY.**

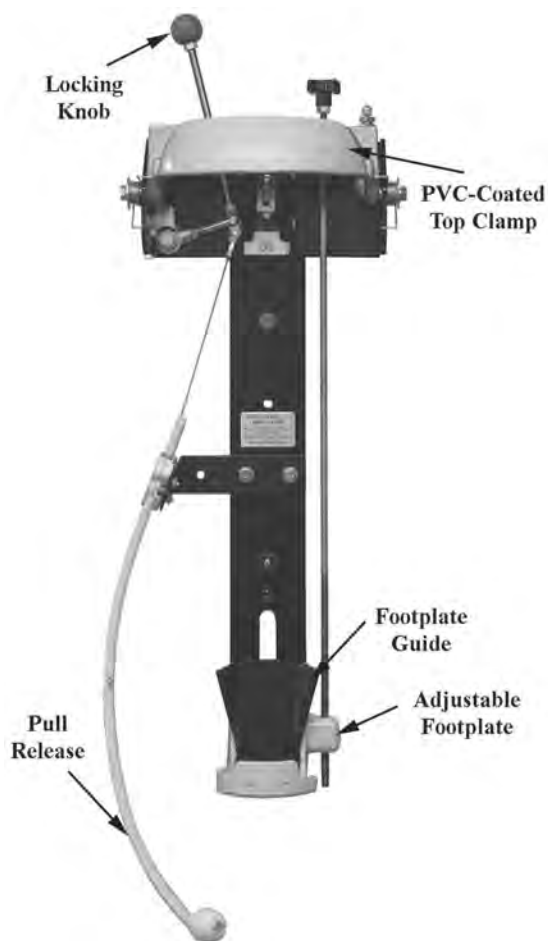


**800-711-FIRE**

**Zico**  
ZIAMATIC.COM

**SMARTER SOLUTIONS FOR  
FIRST RESPONDERS**





### An easily adjustable mechanical SCBA bracket.

The QUIC-LOCK is a strapless SCBA bracket that utilizes a flip down, PVC-coated top clamp and an adjustable footplate to securely lock an SCBA cylinder by its ends.

To secure the cylinder, place the SCBA valve into the footplate, lower the top clamp around the cylinder, and pull up on the red locking knob to lock into place.

To release the SCBA, simply pull on the release cord.

- NFPA compliant and third party tested to exceed the 11G standard.
- Fits most SCBAs with only minor adjustments.
- Easy to retrofit into new or old seats. Works with most center pull releases.

For optional pull releases, including center pull releases, see page 1-20.

Using 30 min. 5500 PSI cylinder? Order Locator Bumper Spacer Kit, Model 1045-320-912.

Using a flat-top cylinder? Order Modified Locator Bumper, Model 1045-320-112.

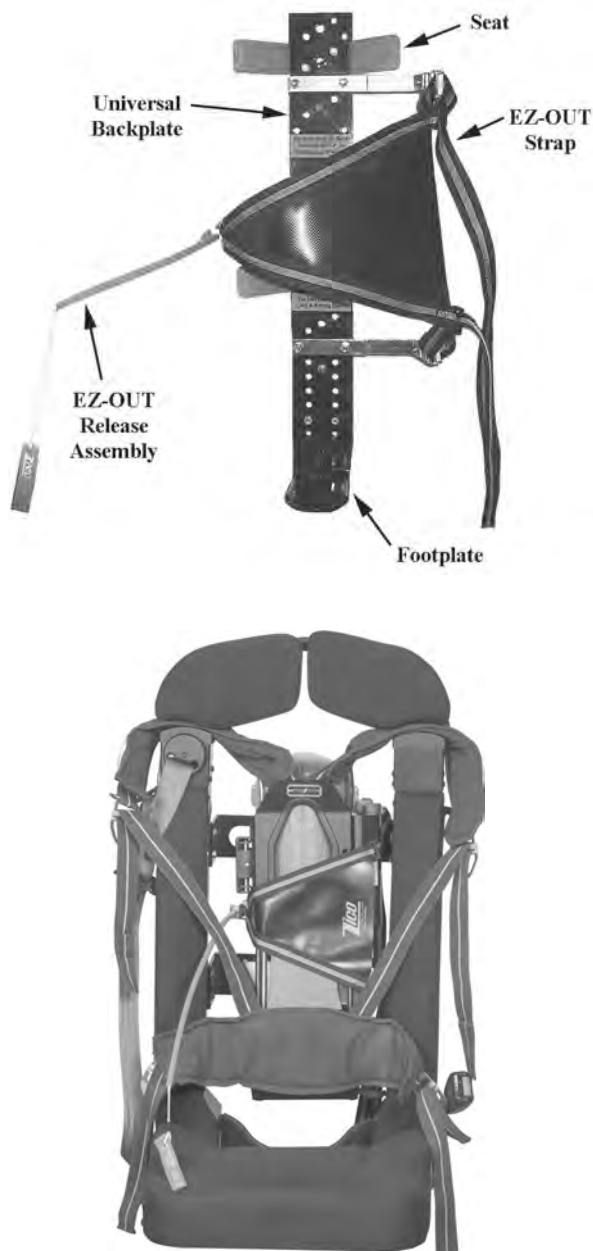


### Reference Manual 1045PM8 - 1045PM11

MODEL	DESCRIPTION	WT./@ IN LBS	PRICE LIST PAGE NO.
QLM-U	Quic-Lock mechanical bracket	14.0	12
QLM-U-OPR	Quic-Lock mechanical bracket with optional pull release	14.1	12



Scan here for  
more information.



The EZ-OUT is an upgraded version of the Load & Lock SCBA Bracket, designed to provide a more secure fit around the air pack and an easier to locate pull release.

An upgraded triangular strap and adjustment buckles combine for an easily-created secure fit around the SCBA harness, preventing snags and providing a smoother release every time. The addition of a firm, plastic stalk around the pull release lanyard holds it rigidly in place, away from the seat, making it easier to locate in a hurry.

The simplistic design accommodates many different brands and styles of SCBA with minimal set-up change. The standard EZ-OUT can handle 30 and 45 minute cylinders.

**For 60 minute cylinders, see page 1-8.**

Donning the SCBA is fast and easy. Simply slip into the harness, pull the lanyard straight out, lean forward, and stand up. To secure the cylinder, place the SCBA against the seat with the valve resting on the footplate, then wrap the triangular strap around the SCBA and lock it into place.

- The backplate, footplate, and SCBA seats are thermoplastic-coated steel for years of trouble-free service.
- NFPA compliant and third party tested to exceed the 11G standard.

For parts and accessories, see pages 1-17 to 1-20.

**To upgrade an already existing Load & Lock SCBA Bracket, request Model EZO.** For more information, see page 1-20.

Scan here  
for more  
information.



### Reference Manual 1054PM2

MODEL	DESCRIPTION	WT./@ IN LBS	PRICE LIST PAGE NO.
KD-ULLH-EZO	Unassembled ULLH bracket with EZ-OUT strap assembly	6.6	5
KD-ULLH-EZO-ES	Unassembled ULLH bracket with EZ-OUT strap assembly and ejector spring	6.7	5
ULLH-EZO	Assembled ULLH bracket with EZ-OUT strap assembly	6.6	5
ULLH-EZO-ES	Assembled ULLH bracket with EZ-OUT strap assembly and ejector spring	6.7	5
EZO-CC	Conversion kit to convert spring clip bracket to KD-ULLH-EZO	2.0	5
EZO-CC-ES	Conversion kit to convert spring clip bracket to KD-ULLH-EZO-ES	2.1	5
EZO	EZ-OUT strap assembly kit	2.0	5



## 60 Minute Cylinders

The EZ-OUT for use with 60 minute SCBA cylinders.

**Note:** All models listed below must be ordered with separate line item NEF to get a bracket with the longer footplate.



Scan here for more information.

### Reference Manual 1054PM2

MODEL	DESCRIPTION	WT./@ IN LBS.	PRICE LIST PAGE NO.
KD-ULLH-EZO-LF	Unassembled Load & Lock bracket with EZ-OUT strap assembly less footplate	6.2	5
KD-ULLH-EZOESLF	Unassembled Load & Lock bracket with EZ-OUT strap assembly, ejector spring less footplate	6.3	5
ULLH-EZO-LF	Assembled Load & Lock bracket with EZ-OUT strap assembly less footplate	6.2	5
ULLH-EZO-ES-LF	Assembled Load & Lock bracket with EZ-OUT strap assembly, ejector spring less footplate	6.3	5
NEF	6" Long footplate	9	11

## With 180 Latch Extension

The EZ-OUT with 180 Latch Extension is for use with wide SCBA frames.

The latch extension extends the female end out another 2" to help with wider packs.




### Reference Manual 1054PM2

MODEL	DESCRIPTION	WT./@ IN LBS.	PRICE LIST PAGE NO.
KD-ULLH-EZO-180	Unassembled Load & Lock bracket with EZ-OUT strap assembly and latch extension	6.6	5
KD-ULLH-EZOES180	Unassembled Load & Lock bracket with EZ-OUT strap assembly, ejector spring and latch extension	6.7	5
ULLH-EZO-180	Assembled Load & Lock bracket with EZ-OUT strap assembly and latch extension	6.6	5
ULLH-EZO-ES-180	Assembled Load & Lock bracket with EZ-OUT strap assembly, ejector spring and latch extension	6.7	5



Scan here for more information.



The “Load & Lock” is our most economical SCBA bracket that meets NFPA 1901-09 standards for use inside a crew compartment.

The simplistic design allows the bracket to work with many different brands and styles of SCBA with minimal or no set up time. The standard ULLH can handle 30 and 45 minute cylinders. **For 60 minute cylinders see page 1-10.**

Simply place the SCBA against the seats with the SCBA valve resting on the footplate, then wrap the strap around the SCBA and lock it tightly into place. Releasing the SCBA is done by pulling the lanyard straight out, then leaning forward and standing up.

The bracket consists of a backplate, short footplate, two non-mar double-coated seats and our “Load & Lock” adjustable strap assembly. The backplate and footplate are black thermoplastic coated for years of trouble-free service.

For parts and accessories, see pages 1-17 to 1-20.

For ULLH-CC  
& ULLH-CC-ES  
Scan here  
for more  
information.



For ULLH  
& ULLH-ES  
Scan here  
for more  
information.



### Reference Manual 1054PM1

MODEL	DESCRIPTION	WT./@ IN LBS.	PRICE LIST PAGE NO.
KD-ULLH	Unassembled Load & Lock bracket with strap assembly	5.4	5
KD-ULLH-ES	Unassembled Load & Lock bracket with strap assembly and ejector spring	5.5	5
ULLH	Assembled Load & Lock bracket with strap assembly	5.4	5
ULLH-ES	Assembled Load & Lock bracket with strap assembly and ejector spring	5.4	5
ULLH-CC	Conversion kit to convert spring style KD bracket to KD-ULLH	2.3	5
ULLH-CC-ES	Conversion kit to convert spring style KD bracket to KD-ULLH-ES	2.4	5

## 60 Minute Cylinders

The “Load & Lock” bracket for use with 60 minute SCBA cylinders.

Note: All models listed below must be ordered with separate line item NEF to get a bracket with the longer footplate.



For KD-ULLH-LF,  
KD-ULLH-ES-LF,  
and ULLH-ES  
Scan here for  
more information.



For NEF  
Scan here for  
more information.

### Reference Manual 1054PM1

MODEL	DESCRIPTION	WT./@ IN LBS.	PRICE LIST PAGE NO.
KD-ULLH-LF	Unassembled Load & Lock bracket less footplate	4.8	5
KD-ULLH-ES-LF	Unassembled Load & Lock bracket with ejector spring less footplate	4.9	5
ULLH-LF	Assembled Load & Lock bracket with ejector	4.8	5
ULLH-ES-LF	Assembled Load & Lock bracket with ejector spring less footplate	4.9	5
NEF	6' Long footplate	.9	10

## With 180 Latch Extension



The “Load & Lock” bracket with 180 Latch Extension is for use for wide SCBA frames.

The 180 latch extension extends the female end out another 2” to help with wider packs.

### Reference Manual 1054PM1

MODEL	DESCRIPTION	WT./@ IN LBS.	PRICE LIST PAGE NO.
KD-ULLH-180	Unassembled Load & Lock bracket with latch extension	5.5	5
KD-ULLH-ES-180	Unassembled Load & Lock bracket with ejector spring and latch extension	5.6	5
ULLH-180	Assembled Load & Lock bracket with latch extension	5.5	5
ULLH-ES-180	Assembled Load & Lock bracket with ejector spring and latch extension	5.6	5



## The Original Spring Clip Bracket - Accept No Imitations!

**The WALKAWAY Bracket** secures the SCBA firmly in place by two spring clips. To stow, simply place the valve on the footplate and push cylinder into the clips. To remove, just pull the cylinder free.

A Bracket consists of one backplate, one short footplate, and two spring clips.

---

**Coating Material:** All bracket components are coated with a specially formulated thermoplastic. This durable, crack/peel-resistant coating protects the bracket from rust, prevents wear damage to the air cylinder, and provides a slippery finish for easier cylinder removal.

**Clip Size:** Three sizes of hardened steel spring clips are available. Clips are engineered with unique rounded ends to provide a smooth bearing surface and prevent gouging or marring of cylinder.

---

### Assembled vs. Knock-down:

**Assembled** - Bracket is assembled at our factory for immediate mounting. Clips (2) are affixed to the backplate. Footplate is bolted to the backplate in the position required for your SCBA.

**Knock-down (Unassembled)** - Bracket requires assembly in the field. All hardware for assembly is included. Requires a few minutes' time with a Torx head screwdriver and 7/16" wrench. The more economical option.


---

**For assistance finding the WALKAWAY Spring Clip Bracket that's right for you, call Zico with the make and model of your air cylinder.**

For parts, straps, and other accessories, see pages 1-17 to 1-20.



## Standard



**These WALKAWAY Spring Clip Brackets are designed for low to moderate use.**

Features standard black thermoplastic coating.

For parts, strap, and other accessories, see pages 1-16 to 1-21.


Reference Manual: 1050PM1

Price List Page: 5 to 10

Scan here  
for more  
information.



## High Cycle



**These WALKAWAY High Cycle Spring Clip Brackets are designed for moderate to high use.**

Features standard black thermoplastic coating with a second yellow, non-mar double coating on the clip tips for added bracket durability and cylinder protection.

For parts, strap, and other accessories, see pages 1-16 to 1-21.

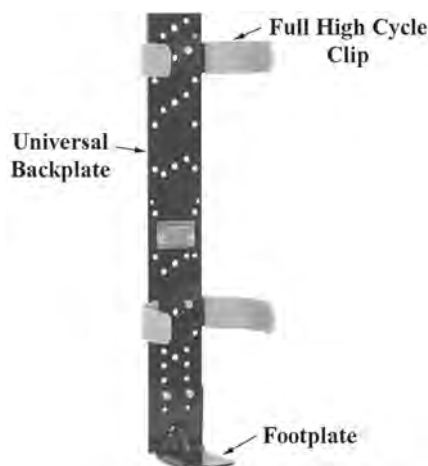
Reference Manual: 1050PM1

Price List Page: 5 to 10

Scan here  
for more  
information.



## Full High Cycle



**These WALKAWAY Full High Cycle Spring Clip Brackets are designed for constant use.**

Features standard black thermoplastic coating with a second yellow, non-mar double coating over the entire clip for maximum bracket durability and cylinder protection through constant use.

For parts, strap, and other accessories, see pages 1-16 to 1-21.

Reference Manual: 1050PM1

Price List Page: 5 to 10

Scan here  
for more  
information.



## Low Profile



These WALKAWAY Low-Profile Spring Clip Brackets are designed for air packs with clip clearance issues.

Clips are 1" shorter than the standard clips. Designed not to interfere with the air packs' harness assemblies or hoses.

Available with either a high cycle or full high cycle coating.

For parts, straps, and other accessories, see pages 1-17 to 1-20.


**Reference Manual: 1050PM1**

**Price List Page: 8 through 10**

Scan here  
for more  
information.



## For 5500 PSI Cylinders



These WALKAWAY Spring Clip Brackets are ideal for use with 5500 PSI air packs and cylinders.

Features a spring clip on the bottom half of the backplate and a seat and top clip on the upper half, allowing for adequate clearance around the harness and hoses.

For parts, straps, and other accessories, see page 1-17 to 1-20.

**Reference Manual: 1052PM1**

**Price List Page: 9**

Scan here  
for more  
information.



Shown with Collision Restraint Strap  
(sold separately)

## Dual Air Cylinder Bracket



Designed to accommodate dual SCBA and SCUBA air cylinders, with or without a harness. Thermoplastic, non-mar high-cycle clips can be adjusted along aluminum extrusions to secure a range of cylinder widths.

**Easily mounted to any flat surface.**

DACB-5: Small cylinder bracket. 5" clips, ideal for 3.4 liter SCBA/SCUBA  
DACB-6: Large cylinder bracket. 6" clips, ideal for 6.7 liter SCBA/SCUBA

**Reference Manual 1040PM1**

MODEL	DESCRIPTION	WT./@ IN LBS.	PRICE LIST PAGE NO.
DACB-5	Dual 5-inch Cylinder Bracket	4.6	4
DACB-6	Dual 6-inch Cylinder Bracket	4.8	4

Scan here  
for more  
information.



## Angle Bracket Support

Holds SCBA on a 45-degree angle to the mounting surface. Mount between the seats in the cab for use with officer's pack.  
12-1/2" H x 6-3/4" W x 3-7/8" D.

**Note:** WALKAWAY SCBA bracket sold separately, see page 1-12.

MODEL	DESCRIPTION	WT./@ IN LBS.	PRICE LIST PAGE NO.
ABS	Angle bracket support	3.2	11



Scan here for  
more information.



**Model ABS**

## QUIC-SLIDE Swing Down SCBA Bracket



**Extended  
Position**

**Retracted  
Position**



Moving SCBAs out of the crew cab? Comfortably don compartment stored SCBAs from your choice of two different heights. With the QSSD, the bracket slides out of the compartment, locks in place, then swings down to a convenient height for quick, safe, and easy donning from a comfortable standing position.

MODEL	DESCRIPTION	WT./@ IN LBS.	PRICE LIST PAGE NO.
QSSD-5	45-Min. 4500 PSI Cylinder	18.0	4
QSSD-6	30-Min. 5500 PSI Cylinder	18.0	4
QSSD-7	60-Min. Cylinder	18.0	4
QSSD-LB	Unit Less SCBA Bracket	13.0	4



Scan here for  
more information.





**Stored position**

**Crew cab getting cramped? Easily don compartment-stored SCBAs.**

Simply release the lock and slide the bracket out over the lip of the compartment, then flip end over end to a convenient height for quick and easy donning from a comfortable standing position.

Two powerful locks hold the bracket firmly in place until needed. Storing air packs facing the rear of the compartment helps keep straps and hoses from being caught or damaged by the door.

**Great for storing first attack SCBAs outside of the crew cab and reducing firefighter exposure to harmful carcinogens.**



**Extended position**



Scan here for more information.

MODEL	DESCRIPTION	WT./@ IN LBS.	PRICE LIST PAGE NO.
QS-FD-180-5	For 30-min. 4500 PSI	25.0	4
QS-FD-180-6	For 45-min. 4500 PSI	25.0	4
QS-FD-180-LB	Less SCBA bracket	20.0	4

For 30-min. 5500 PSI, order Models QS-FD-180-LB and SC-50-H-5-SFPHS

For 45-min. 5500 PSI, order Models QS-FD-180-LB and SC-50-H-6-SFPHS

For 60-min. cylinders, order Models QS-FD-180-LB, UH-7-60-2-PHS, and NEF

## QUIC-SWING™ SCBA Holders



**Retracted position**

Quickly slip into an SCBA from a comfortable standing position, even when stored in a high or low compartment. Available in "Swing-Up" and "Swing-Down" configurations.

Basic swing is 11-1/2" W x 23" L. Made with high tensile strength aluminum.

WALKAWAY SCBA Bracket sold separately, see page 1-14. When ordering, bracket should be specified with Model NAF footplate, see page 1-17.



Scan here for more information.



**Extended down position**

**Relative Depth Requirements**



**TOP VIEW  
FLAT PLATFORM  
MODEL QSD/U**



**TOP VIEW  
RECESSED PLATFORM  
MODEL MQSD/U**

Add the complete SCBA depth (with harness assembly) to the dimension on the left side of diagrams to determine if your compartment is deep enough to properly accommodate the QUIC-SWING holder.

**NOTE:** If the compartment is 12-14" deep, you may need to add your own extension plate to allow the device to clear the compartment lip.

**Reference Manual 1020PM1**

MODEL	DESCRIPTION	WT./@ IN LBS.	PRICE LIST PAGE NO.
QSD	Basic swing down unit	10.6	11
MQSD	Modified swing down unit	10.6	11



Scan here  
for more  
information.



**QUIC-INDEX™ Multiple Bracket Holder**

**Four SCBAs in the space of one!**

Make efficient use of your available compartment space by storing up to four air packs or spare cylinders in this easy to use "lazy susan" style rotating holder.

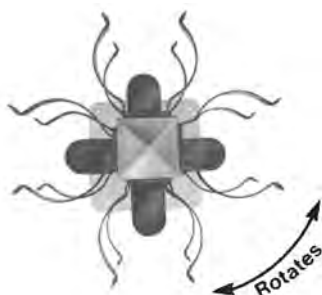
Each cylinder is secured firmly in place with a WALKAWAY SCBA Spring Clip Bracket (sold separately, see page 1-9.

Holder automatically stops and locks into place after each 90-degree rotation to present the next cylinder for safe and convenient retrieval.

Basic unit, less brackets, measures 10" W x 10" D x 25-1/2" H. To calculate overall width requirement, measure the depth of the air pack or cylinder to be stored, double that measurement, and add 6". To calculate overall height required, measure the length of your air pack or cylinder and add 1-1/2".

**Reference Manual 1035PM2**

MODEL	DESCRIPTION	WT./@ IN LBS.	PRICE LIST PAGE NO.
MBH	Multiple bracket holder	19.9	11



Scan here  
for more  
information.





**Short Footplate**  
**Model: NSF**

The standard footplate provided with the Spring Clip, Load & Lock, EZ-OUT and SC brackets. For 30 and 45 minute cylinders.

Price List Page: 10



**Long Footplate**  
**Model: NEF**

An optional footplate for use with the Spring Clip, Load & Lock, EZ-OUT and SC brackets. For 60 minute cylinders.

Price List Page: 10




**Angled Footplate**  
**Model: NAF**

An optional footplate for use with Spring Clip, Load & Lock, EZ-OUT and SC brackets.

Recommended for use with QUIC-SWING devices.

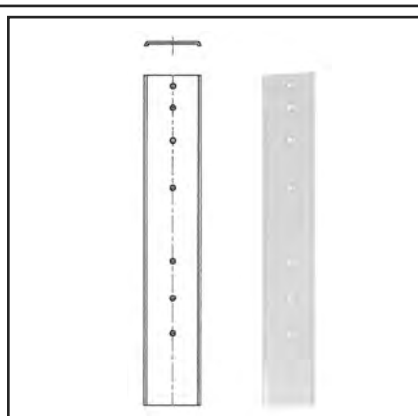
Price List Page: 10



**Universal Backplate**  
**Model: UN**

The backbone to which all components attach for Spring Clip, Load & Lock, EZ-OUT and SC brackets.

Price List Page: 10




**Backplate Support**  
**Model: BPS**

An extruded aluminum support for Spring Clip, Load & Lock, EZ-OUT and SC brackets. With some seat models, the WALKAWAY bracket may only be mounted to two metal support straps (see above right photo). When the SCBA is pulled out of the bracket, the Universal Backplate may become bent or otherwise deflected. Ziamatic suggests the use of the BPS in preventing these situations.

The dimensions are .170" thick x 4" wide x 22.5" long.

Price List Page: 10





**Standard Clips**  
**Models: N-5, N-6, N-7**

Our standard clip with a black thermoplastic coating is designed for low to moderate use.  
Price List Page: 10



**High Cycle Clips**  
**Models: H-5, H-6, H-7**

Our high cycle clip features a black thermoplastic coating and a second yellow thermoplastic coating on tips of the clip. Price List Page: 10



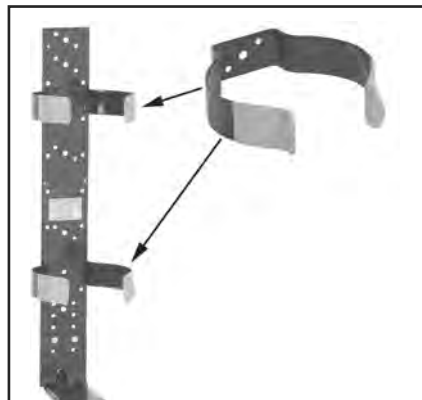
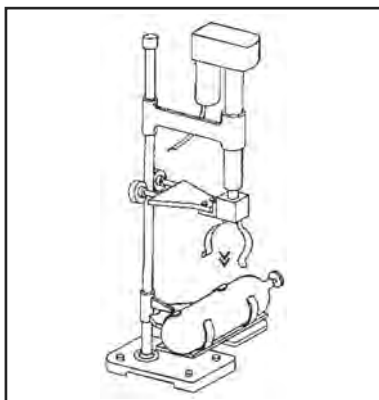
**Full High Cycle Clips**  
**Models: FH-5, FH-6, FH-7**

Our full high cycle clip features a black thermoplastic coating and a second yellow thermoplastic coating on the entirety of the clip. For maximum protection. Price List Page: 10



**Low Profile Clips**  
**Models: LP-5, FHLP-5, LP-6, FHLP-6**

Our low-profile clips are 1" shorter than the standard clips so as not to interfere with harness assembly or hoses. Available with high cycle or full high cycle coating. Price List Page: 10



**Thoroughly Tested. If You Want Quality, You Want Zico.**

Our revolutionary high cycle clips have been tested to over 50,000 cycles on specially designed clip testing equipment with little to no sign of wear, and more importantly, no damage to the SCBA cylinder.

When testing our standard clips against the competition, the competition's clip started to damage a cylinder in as few as 100 cycles. Can you afford to replace your cylinders every year? If not, make sure to specify ZICO clips and WALKAWAY brackets.



**High Cycle Seat**  
**Model: HS**

Our high cycle seat has a double thermoplastic coating so not to scratch or mar cylinders. The HS is standard on the Load & Lock and the EZ-OUT.

Price List Page: 5



**Tie Down Strap**  
**Model: TDS**

The tie down strap is the most economical security strap available for our WALKAWAY brackets. It measures 34.5" long.

Price List Page: 10



**Positive Holding Strap**  
**Model: PHS**

The positive holding strap is a two point strap. Zico recommends using this strap on all WALKAWAY brackets going into a side compartment.

Price List Page: 10



**Load & Lock Strap Assembly**  
**Model: LLS**

The Load & Lock strap is the standard strap on Load & Lock brackets. Third party tested to exceed the NFPA 11G standard.

Price List Page: 5





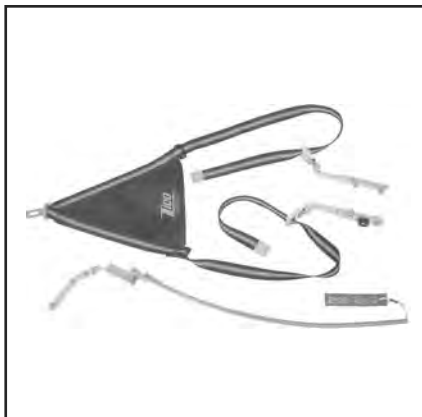
**Quic-Lock Optional  
Pull Release**

**Model: QLM-U-OR**

Allows the release to be mounted on either side of the seat and at any height.

Ref. Manual: 1045PM11

Price List Page: 12



**EZ-OUT Strap Assembly**

**Model: EZO**

The EZ-Out strap is the standard strap on EZ-Out brackets and an upgrade for the standard Load & Lock. Third party tested to exceed the NFPA 11G standard.

Price List Page: 5



**SCBA Footplate Guide**

**Model: 1045-320-106**

Allows for faster, easier, "no-look" stowing of the air pack into EZ-LOC, Rol-Loc, and Quic-Lock.

Price List Page: 12

**HAVE A QUESTION  
ABOUT A PRODUCT  
OR SERVICE?**

**REACH OUT  
TO US TODAY.**



**800-711-FIRE**




**Zico**  
**ZIAMATIC.COM**  
**SMARTER SOLUTIONS FOR  
FIRST RESPONDERS**



**K**ee your SCBA cylinders and fire extinguishers organized and protected with the PACSR. These rugged, molded plastic units are stackable for maximum usage of available space. Fits any air cylinder and most common 20 lb. or smaller extinguishers. The units may be mounted horizontally or vertically. Straps sold separately (see below). Each unit measures 8" square by 24.5" long and holds one cylinder or extinguisher. Available in black or yellow.

## Reference Manual 1090PM3

MODEL	DESCRIPTION	WT./@ IN LBS.	PRICE LIST PAGE NO.
PACSR-B	Plastic storage rack - black	4.1	12
PACSR-Y	Plastic storage rack - yellow	4.1	12



PACSR-B  
Scan here for  
more information.



PACSR-Y  
Scan here for  
more information.

# Plastic QUIC-STORAGE® Rack Restraint Strap

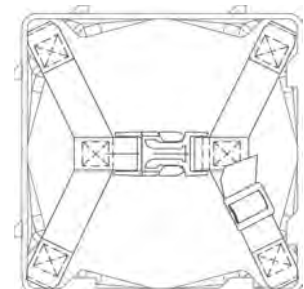
**Restraint strap prevents accidental release of SCBA cylinder, while still providing easy access when needed.**



Straps are designed to keep the air cylinder in place in the event of a collision or roll-over event.

The strap assembly easily bolts into place utilizing the four corner mounting holes. Order with new storage racks or retrofit onto existing units.

For use with model PACSR plastic storage racks.



**Strap attached to air  
cylinder storage rack**

## Reference Manual 1090PM1

MODEL	DESCRIPTION	WT./@ IN LBS.	PRICE LIST PAGE NO.
PACSR-RS	Restraint strap	.4	12

Scan here  
for more  
information.



The QUIC-STORAGE® Rack system keeps SCBA cylinders, fire extinguishers, and other cylindrical items safe and organized where you need them most.



Each unit measures 7-3/4" square by 23" long and holds one cylinder. Units bolt together and may be positioned horizontally or vertically. Horizontal racks have one cradle with rubber bumper stops in the front. Vertical units have two cradles and no rubber stops.

When one unit is placed on top of another, the bottom box may be ordered "less top" as the bottom of the box above becomes the top for the box below.

Yellow or black PVC coated racks and components may be bolted together either horizontally (ACSR) or vertically (VACSR).

For restraint straps, see page 1-23.


**Reference Manual 1090PM1**

MODEL	DESCRIPTION	WT. IN LBS.	PRICE LIST PAGE NO.
ACSR-6-Y	Horizontal for 5.3" to 7.4" cylinder	11.0/ea.	12
ACSR-6-Y-(LT)	Horizontal for 5.3" to 7.4" cylinder less top	9.2/ea.	12
VACSR-6-Y	Vertical for 5.3" to 7.4" cylinder	13.6/ea.	12
VACSR-6-Y-(LT)	Vertical for 5.3" to 7.4" cylinder less top	11.9/ea.	12
ACSR-BY	Box only	6.1/ea.	12
ACSR-C-6-Y	Cradle only for 5.3 to 7.4" cylinder	2.7/ea.	12
ACSR-TV	Top only	1.8/ea.	12
ACSR-SY	Stop only	.3/ea.	12
ACSR-RB/H	Rubber bumper/hardware - pair	.2/ea.	12
ACSR-HP	Hardware pack for one rack	.2/pr.	12



Scan here for more information.

**Note: Yellow PVC-coated models.** See page 1-23 for black PVC-coated models.



Reference Manual 1090PM1

MODEL	DESCRIPTION	WT./@ IN LBS.	PRICE LIST PAGE NO.
ACSR-6-B	Horizontal for 5.3" to 7.4" cylinder	11.0	12
ACSR-6-B-(LT)	Horizontal for 5.3" to 7.4" cylinder less top	9.2	12
VACSR-6-B	Vertical for 5.3" to 7.4" cylinder	13.6	12
VACSR-6-B-(LT)	Vertical for 5.3" to 7.4" cylinder less top	11.9	12
ACSR-BB	Box only	6.1	12
ACSR-TB	Top only	1.8	12
ACSR-SB	Stop only	.3	12

**Note: Black PVC-coated models.** See page 1-22 for yellow PVC-coated models.

Scan here  
for more  
information.



## Steel QUIC-STORAGE® Rack Restraint Strap

**Restraint strap prevents accidental release of SCBA cylinder, while still providing easy access when needed.**

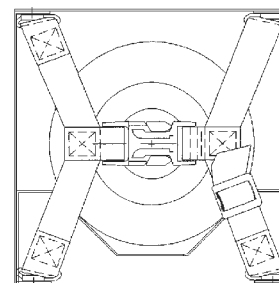


Straps are designed to keep the air cylinder in place in the event of a collision or roll-over event.

The strap assembly easily bolts into place utilizing the four corner mounting holes. Order with new storage racks or retrofit onto existing units. For use with model ACSR (horizontal) or model VACSR (vertical) steel storage racks.

Reference Manual 1090PM1

MODEL	DESCRIPTION	WT./@ IN LBS.	PRICE LIST PAGE NO.
ACSR-RS	Restraint strap	.4	13



**Strap attached to air  
cylinder storage rack**

Scan here  
for more  
information.



## Plastic Air Cylinder/Extinguisher Cradles



**QS-PC-VS**



Scan here for more information.

Store spare SCBA cylinders, water cans, and fire extinguishers with these heavy-duty molded-plastic cradles.

**Model QS-PC-VS:** Includes one plastic cradle and nylon valve strap. Strap can be bolted nearby, looping around the cylinder neck for added security. Great for use in wheel well compartments.

**Model QS-PC-TDS:** Includes one plastic cradle and tie-down strap with easy-to-release buckle. Strap loops around the cylinder and tray for added security. Great for shelves and side compartments.

Cradle measures 20-1/2" L x 6-7/16" W x 1-19/32" H.

**Reference Manual 1090PM4**



**QS-PC-TDS**



Scan here for more information.

MODEL	DESCRIPTION	WT./@ IN LBS.	PRICE LIST PAGE NO.
QS-PC-VS	Cradle with valve strap	1.0	13
QS-PC-TDS	Cradle with tie down strap	1.0	13
1090-255-101	Cradle only	.9	13

## Neoprene Cup Mounts


**Ideal for storage of cylindrical items such as SCBAs, medical oxygen cylinders, fire extinguishers, and water cans.**

Durable neoprene is not affected by moisture or rotting. Requires only three bolts (included) to install.



Scan here for more information.

MODEL	DESCRIPTION	CUP DIAMETER	WT./@ IN LBS.	PRICE LIST PAGE NO.
NCM-BA-5	Cup mount for 5.3 to 5.8" cylinder	5-1/2" I.D.	5.7	12
NCM-BA-6	Cup mount for 6.1 to 6.9" cylinder	6-7/8" I.D.	7.7	12
NCM-BA-7	Cup mount for 7.1 to 7.4" cylinder	7-1/4" I.D.	8.1	12



**MMWC-1** Shown with CMB cabinet mounting bracket & Emergency Respirator label (both sold separately)

**MMWC-2** cabinets store up to two cylinders, depending on brand/model, and feature four viewing windows.

Cabinets are provided with SCBA labels. Other optional, self-stick labels are available.

## MMWC-1

Constructed of UV-stabilized ABS plastic with highly visible “safety yellow” doors. Stick-on labels are provided to indicate minutes duration of SCBA unit(s) mounted inside. Bulb seal gasket locks out moisture and dirt, while thermoplastic hinges and latches are highly resistant to corrosive chemicals and ultraviolet exposure. Windows allow external visual inspection of contents and air cylinder pressure readings. Handle is molded into the door.



## Model CMB

Cabinet mounting bracket may be used in conjunction with any SCBA. Breathing apparatus is secured by a quick-opening buckle strap. See page 1-26 for more information.

**MMWC-2** shown with WALKAWAY® SCBA brackets (sold separately)

Scan here  
for more  
information.





**Reference Manual 5005PM2**

MODEL	DESCRIPTION	OUTSIDE DIMENSIONS W x H x D	INSIDE DIMENSIONS W x H x D	WT./@ IN LBS.	PRICE LIST PAGE NO.
CMB	Cabinet mounting bracket	Use with all SCBA	6-1/2" x 14-3/4" x 5-5/8"	1.5	11
MMWC-1	Single cylinder cabinet	21-1/2" x 32-1/2" x 14-1/4"	16" x 29" x 13"	†20.3	30
MMWC-2	Double cylinder cabinet	32" x 32-1/2" x 14-1/4"	27" x 29" x 12-3/4"	†28.6	30
5005-000-160	Emergency Respirator label	---	---	.1	30
5005-000-165	Emergency Equipment label	---	---	.1	30
5005-000-170	Protective Clothing label	---	---	.1	30
5005-000-175	Self-Contained Breathing Apparatus label	---	---	.1	30

## Cabinet Mounting Bracket



**This PVC-coated bracket is designed for use with any QUIC-ACCESS® SCBA cabinet and any make and model SCBA.** SCBA is held in place by nylon straps with a quick-opening buckle. Bracket is pre-drilled for easy mounting. 14-3/4" L x 6-1/2" W x 5-5/8" D. Will work with cylinder up to 10" in diameter or 28" in circumference.



MODEL	DESCRIPTION	WT./@ IN LBS.	PRICE LIST PAGE NO.
CMB	Cabinet mounting bracket	1.5	11



Scan here for  
more information.


## WATER TRANSFER AND HOSE RELATED PRODUCTS

<b><u>VEHICLE COOLING UNIT</u></b>	2-2 & 2-3
<b><u>HOSE BRIDGES &amp; GUARDS</u></b>	2-4
QUIC-BRIDGE™ Aluminum Hose Guards	2-4
<b><u>NOZZLE STORAGE</u></b>	2-6 through 2-8
QUIC-MOUNT™ Manifold Valve Mount	2-6
QUIC-MOUNT™ Multiversal Nozzle Bracket	2-7
QUIC-MOUNT™ Nozzle Cup Mount	2-8
<b><u>COUPLING STORAGE</u></b>	2-9 & 2-10
QUIC-MOUNT™ Coupling Mounts	2-9 & 2-10
<b><u>HARD SUCTION STRAINERS</u></b>	2-11
QUIC-DRAFT® Suction Strainer	2-11
<b><u>HARD SUCTION STORAGE</u></b>	2-13 through 2-19
QUIC-MOUNT™ Hard Suction Mount Kit	2-13
QUIC-MOUNT™ Vertical Hard Sleeve Mount	2-14
QUIC-LIFT™ Hard Sleeve Systems	2-15
QUIC-LIFT™ Hydraulic Hard Sleeve System	2-16
Double Hard Sleeve Gantry System	2-17
Side-by-Side Double Hard Sleeve Gantry System	2-18
Hard Sleeve Gantry System	2-19
<b><u>PORTABLE TANK STORAGE</u></b>	2-20 through 2-23
QUIC-LIFT™ Portable Tank System (PTS)	2-20 & 2-21
QUIC-LIFT™ Horizontal Portable Tank System (HPTS)	2-22 & 2-23



Fires in electric vehicles often take crews longer to handle than those in vehicles with internal combustion engines. For fire crews, electrical vehicle batteries are hard to reach, difficult to cool down, and the energy created with thermal runaway can easily re-ignite or spread from a cell to cell. Ziamatic's **Vehicle Cooling Units** could be the answer to those challenges, with 39.5" and 81" options available.

Our **Vehicle Cooling Units** adapt to conventional fire hoses using a NHT 1.5 double female coupling (sold with). They can be slid underneath vehicles with a ground clearance of 5.5 inches and still be very effective. (For international customers, ground clearances may vary depending on the diameter of the outer coupling used). Our VCU-36 unit uses as little as 40 gallons of water per minute. After more than a year of designing and testing, what may be the most cost effective and efficient Vehicle Cooling Units are now available.



## SPEC FOR VEHICLE COOLING UNITS:

- 1/16" Diameter Holes
- 83 Holes per 3 Foot Section
- 140 Degree Spray Pattern
- 5.5" Ground Clearance

## SIZES:

### VCU-36

Includes: (1) Tube, (1) Female Double Swivel Coupling and (1) End Cap

- 40-60 G.P.M.
- 4' x 8' Coverage at 5.5" Vehicle Ground Clearance
- 83 Spray Holes

### VCU-72

Includes: (2) Tubes, (1) Female Double Swivel Coupling and (1) End Cap, set of (2) Quick Disconnect pieces (Male and Female)

- 84-119 G.P.M.
- 7' x 8' Coverage 5.5" Vehicle Ground Clearance
- 166 Spray Holes




Close-up of end cap



VCU-72

VCU-36

VCU-36-A



Scan here for  
more information.

MODEL	DESCRIPTION	WT./@ IN LBS.	PRICE LIST PAGE NO.
VCU-36	Includes: (1) Tube, (1) Female Double Swivel Coupling and (1) End Cap	6.5	13
VCU-36-A	Includes: (1) Tube and (1) Quick Disconnect - Vehicle Cooling Unite - 36" with quick disconnect only	6.5	13
VCU-36-LF	Vehicle Cooling Unit - 36" less coupling	3.7	13
VCU-36-NH	Vehicle Cooling Unit - 36" with NH Adapter - NPT-Female to NH Male Adapter and Cap	4.1	13
VCU-36-E	Vehicle Cooling Unit - 36" Extension	4.0	13
VCU-72	Includes: (2) Tubes, (1) Female Double Swivel and (1) End Cap, set of (2) Quick Discount pieces (Male and Female)	14.5	13
VCU-72-LF	Vehicle Cooling Unit - 72" less coupling	7.8	13

## Extruded Aluminum Hose Bridge

3" hose guard



Scan here  
for more  
information.

Prevent vehicle tires from coming into contact with your hose lines.

Each extruded aluminum bridge is composed of one center hose guard and two ramps. Moisture-resistant neoprene rubber feet hold the bridge firmly in place.

3" hose guard protects one 3" hose. 5" hose guard protects one 5" hose and two 3" hoses. 16" wide and 24" wide models available.

**Lighter and more economical than the leading plastic brand.**

5" hose guard

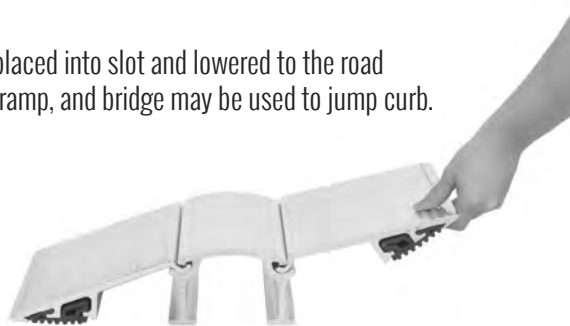


Scan here for  
more information.

## Easy to Assemble



To assemble, ramp is placed into slot and lowered to the road surface. Remove one ramp, and bridge may be used to jump curb.



## Easy to Use



Works with small cars or

the largest fire apparatus



## Easy to Store



3" set stores in 10-1/4" W x 9-1/4" H area  
5" set stores in 17-1/2" W x 10-1/4" H area  
(1/2 set shown)

**Note: 24" wide or larger bridges are recommended for use with fire apparatus.**

# HAVE A QUESTION ABOUT A PRODUCT OR SERVICE?

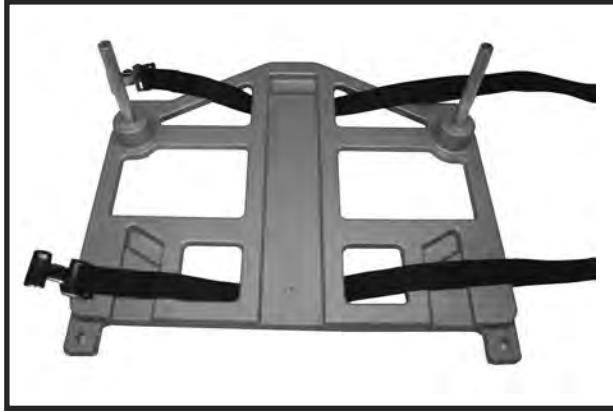
**REACH OUT  
TO US TODAY.**



**800-711-FIRE**

**Zico**  
ZIAMATIC.COM  
SMARTER SOLUTIONS FOR  
FIRST RESPONDERS

## QUIC-MOUNT™ Manifold Valve Mount



**Keep your valve mounted beside the discharge point for convenient and immediate access.**

Secure valve to any flat surface with this high-strength cast aluminum base. Each mount comes equipped with two nylon straps and quick-release buckles. Built-in stops prevent movement and shifting during transport.

For vertical mounting, our CM line of coupling mounts can be used in conjunction with the valve mount for additional support (see page 2-7).

14" L x 16" W

Note: Not for use with Remus valves.



Scan here for more information.

MODEL	DESCRIPTION	WT./@ IN LBS.	PRICE LIST PAGE NO.
SM-M	Manifold valve mount	8.3	16

## Pistol Grip Nozzle Mount

**Great for booster lines!**

For use with most pistol grip nozzles (handle slot is 2" L x 1.35" W).

Mounts horizontally or vertically. Includes a quick-release safety strap to retain the nozzle securely in place.



Scan here for more information.

**Reference Manual 3070PM2**

MODEL	DESCRIPTION	WT./@ IN LBS.	PRICE LIST PAGE NO.
NBM-2	Nozzle bracket mount	2.3	16



## One Mount. Four Configurations.

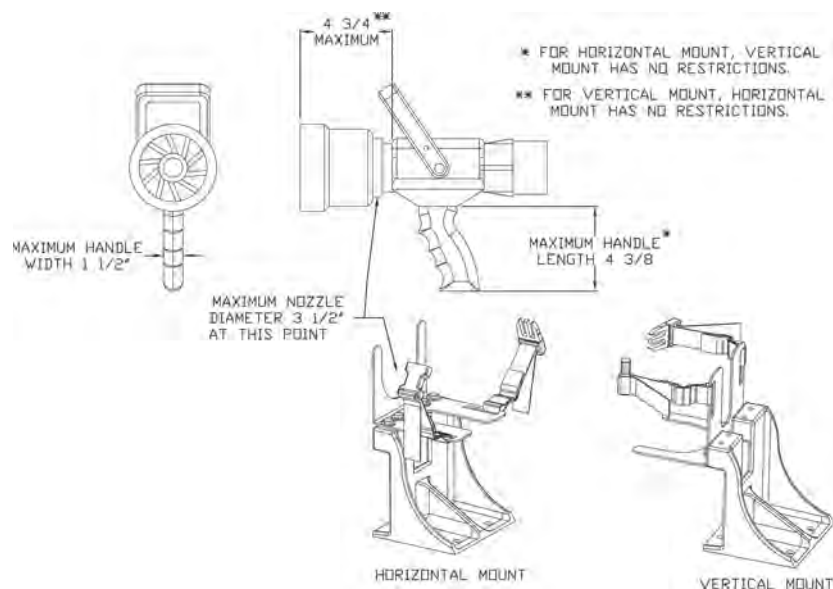


The **Multiversal Nozzle Bracket** base can be mounted vertically or horizontally to an apparatus, and then adjusted to hold the nozzle either vertically or horizontally.

Base is heavy-duty cast aluminum. The steel top bracket is PVC-coated to protect the nozzle.

The reference diagram below shows the maximum dimensions that the MVNB-1 can hold in both directions.



Scan here  
for more  
information.



## Reference Manual 3070PM3

MODEL	DESCRIPTION	WT./@ IN LBS.	PRICE LIST PAGE NO.
MVNB-1	Multiversal nozzle bracket	3.4	16

## QUIC-MOUNT™ Nozzle Cup Mount



The ideal way to mount pre-connected nozzles on emergency vehicles.

Durable, moisture-resistant neoprene rubber for years of use in wet environments.

Cups can be mounted directly to virtually any horizontal surface. Mount to a vertical surface via an optional L-bracket (sold separately). Each Nozzle Cup Mount includes a tie-down safety strap.

To find the proper cup size for your nozzle, measure nozzle diameter at the discharge end.

Optional L-bracket can be rotated to hold the cup either 5" or 6-7/8" away from the vertical mounting surface.



Nozzle cup mounts  
Scan here for more information.



Nozzle cup brackets  
Scan here for more information.



Nozzle cup mount tie down strap  
Scan here for more information.

**Note: Not for use with play pipes.**

**NOTE: Bracket must be ordered separately from cup mount**

MODEL	DESCRIPTION	WT./@ IN LBS.	PRICE LIST PAGE NO.
NCM	Cup mount - 3-1/2" I.D.	2.3	16
NCM-1	Cup mount - 5-1/2" I.D.	3.5	16
NCM-B-TFT	Cup mount - 3-1/8" I.D.	2.0	16
NCM-H-TFT	Cup mount - 4-5/8" I.D.	3.3	16
NCM-BC	Bracket - chrome-plated	1.1	16
NCM-BB	Bracket - black PVC-coated	1.1	16
3070-000-110	Tie-down strap only	.2	16

## QUIC-MOUNT™ Neoprene Post Mount



This solid, moisture-resistant neoprene rubber post is an excellent choice for storage of standard play pipes and stacked couplings.

4" W at bottom, 1-3/8" W at top x 9-1/8" H (when mounted)

MODEL	DESCRIPTION	WT./@ IN LBS.	PRICE LIST PAGE NO.
NPM	Neoprene post mount	1.8	16
NPM 3.25	3-1/4" L NPM for use with MWAB	1.8	16




Neoprene post mount  
Scan here for more information.



Neoprene post mount for quick hold  
Scan here for more information.





**CM 1.5**

**CM 2.5**

**CM 3.0/4.0**



Keep your compartments organized!



**CM 4.0**

**CM 4.5Cici**

**CM 5.0**

**CM 6.0**

## STORZ MOUNTS



**SCM-5**



**SCM-4**

MODEL	DESCRIPTION	WT./@ IN LBS.	PRICE LIST PAGE NO.
CM 1.5	1-1/2" or 1-3/4" Mount	.4	16
CM 2.5	2-1/2" Mount	1.1	16
CM 3.0/4.0	3" or 4" Mount	1.7	16
CM 4.0	4" Mount	1.0	16
CM 4.5	4-1/2" Mount	1.3	16
CM 5.0	5" Mount	1.7	16
CM 6.0	6" Mount	2.2	16
CME-1	1" High x 3-1/2" O.D. extension	.6	16
NM	CME-1 less hardware	.4	16
SCM-4	4" Storz mount	1.0	16
SCM-5	5" Storz mount	1.7	16

Moisture-resistant neoprene rubber mounts keep couplings secured yet ready for instant use. Simply slide coupling over the mount for orderly, safe storage and lift off when needed - no straps or clips required.

CME-1 extension (below) gives added support to larger couplings. Includes insert and hardware.



## CME-1

For use with CM 4.0 and CM 4.5

Scan here  
for more  
information.



COUPLING MOUNT SELECTION CHART

ADAPTER COUPLING MOUNT TYPE	THREADED MALE END										THREADED FEMALE END										STORZ END									
	1-½	2	2-½	3	3-½	4	4-½	5	6	1-½	2	2-½	3	3-½	4	4-½	5	6	1-½	2	2-½	3	3-½	4	4-½	5	6			
CM 1.5	•	•								•	•																			
CM 2.5			•									•																		
CM 3.0/4.0				•	•								•	•										•						
CM 4.0								*							•															
CM 4.5																•														
CM 5.0									•								•													
CM 6.0																														
SCM 4																								•						
SCM-5																										•				

\*Loose fit not recommended if snug fit is required. Smaller I.D. side of coupling must be used to select mount.

**HAVE A QUESTION  
ABOUT A PRODUCT  
OR SERVICE?**

**REACH OUT  
TO US TODAY.**



**800-711-FIRE**



**Zico**  
ZIAMATIC.COM  
SMARTER SOLUTIONS FOR  
FIRST RESPONDERS

## Out Performs All Others!



**QUIC-DRAFT Suction Strainers permit full use of available water sources down to 1-1/2".**

**The QD-500 is capable of flows in excess of 1900 GPM and the QD-600 over 2300 GPM.**

Suction is unaffected by surface turbulence and a built-in screen keeps debris outside the unit - meaning you never have to shut down a line and disconnect a hose to clean a screen.


The coupling can be adjusted and locked through a 90° arc to prevent bending of the hose, allowing the strainer to always sit flat at the bottom of the tank.

Constructed of high-tensile strength aluminum with a convenient carrying handle and a long-handled anodized aluminum coupling to help you get water flowing in a hurry.



Scan here for  
more information.

### Reference Manual 2030PM1



Low-level strainer showing 90° arc of motion. Lockable in any position.

MODEL	DESCRIPTION	WT. IN LBS.	PRICE LIST PAGE NO.
QD-500-NST	5" NST female coupling	28.0/ea.	13
QD-500-LC	5" Less coupling	39.2/ea.	14
QD-600-NST	6" NST female coupling, 22" x 16" x 14"	31.4/ea.	13
QD-600-LC	6" Less coupling	39.2/ea.	13

# HAVE A QUESTION ABOUT A PRODUCT OR SERVICE?

**REACH OUT  
TO US TODAY.**



**800-711-FIRE**

**TICO**  
ZIAMATIC.COM

**SMARTER SOLUTIONS FOR  
FIRST RESPONDERS**



Scan here  
for more  
information.

**S**ecurely store hard sleeves on the side of an apparatus or any other vertical surface. Specially designed QUIC-STRAPS hold the sleeve firmly against the tray. Tray is mounted to the apparatus' uni-struts via two heavy duty brackets.

**HSM-U** kit includes one solid 10' long, 1/8" thick aluminum tray, two straps (UMVS-1625-11), and two cast aluminum brackets. Mounting to a 1-5/8" uni-strut (not included) will require 3/8-16" strut channel nuts (not included).

For ease of shipping, tray is available as one solid 10' piece or as a two-piece 'split tray'. Both one and two-piece trays are 10' long when assembled. The two-piece tray can be shipped via UPS or FedEx, potentially reducing shipping costs by eliminating the need for motor freight.

## Reference Manual 3090PM3



MODEL	DESCRIPTION	WT./SET IN LBS.	PRICE LIST PAGE NO.
HSM-U	Hard suction unistrut mount kit	16.2	21
HSM-U-ST	Hard suction mount kit with split tray	20.2	21
HSS-ST	Single 10' split tray	17.0	25

# QUIC-MOUNT™ Horizontal Hard Suction Mount

**S**ecure one or two 10' hard sleeves to a horizontal surface with these solid, cast aluminum mounts and heavy-duty aluminum trays.

**HHS-TM-1** includes two mounts, one tray, and two straps.

**HHS-TM-2** includes two mounts, two trays, and four straps.



Mounts for the HHS-TM-1



Mounts for the HHS-TM-2



Shown: HHS-TM-1

Shown:  
HHS-TM-2  
with only 1 of the  
2 trays attached

## Reference Manual 3090PM4


MODEL	DESCRIPTION	WT./@ IN LBS.	PRICE LIST PAGE NO.
HHS-TM-1	Horizontal hard sleeve mount with (1) 10' solid tray	26.4	21
HHS-TM-2	Horizontal hard sleeve mount with (2) 10' solid tray	52.8	21
HHS-TM-1-ST	Horizontal hard sleeve mount with (1) 10' split tray	30.0	21
HHS-TM-2-ST	Horizontal hard sleeve mount with (2) 10' split tray	60.0	21



Scan here  
for more  
information.



## QUIC-MOUNT™ Vertical Hard Suction Mount



Easily secure two 10' hard sleeves to a horizontal surface, one right above the other.

Includes two cast aluminum mounts, two aluminum trays (solid or split), and four straps.

Easy to retrofit.



Scan here for more information.



### Reference Manual 3090PM4

MODEL	DESCRIPTION	WT./SET IN LBS.	PRICE LIST PAGE NO.
HHS-TMV-2	Vertical hard sleeve mount with (2) 10' solid trays	49.25	21
HHS-TMV-2-ST	Vertical hard sleeve mount with (2) 10' split trays	49.25	21

## QUIC-LIFT® Horizontal Hard Sleeve System

Store up to three hard sleeves over the top of the apparatus, freeing up more room for compartment storage in the side body below.

At the flip of a switch the system lowers the sleeves to a convenient height for safe and easy retrieval. Boom lowers away from the side body, so that access to side compartments remains unrestricted.

Powered by a beefy, self-contained hydraulic piston with a maximum load of 500 lbs.

Meets NFPA 1901-09 Standard. A Flashing Light Kit is provided.



### Reference Manual 3097PM20

MODEL	DESCRIPTION	WT./SET IN LBS.	PRICE LIST PAGE NO.
HHSS-3	Complete system for three hard sleeves	300.0	25

To mount an additional hard sleeve, pike poles, or folding ladders to your HHSS-3, see page 3-68

For portable tanks, see page 2-22.



Scan here for more information.

**L**ower two hard sleeves to a convenient height for safe and easy retrieval - no straining or climbing required.

Constructed with rugged cast aluminum. Hard sleeves rest in 1/8" thick aluminum trays. High-strength hook and loop straps secure sleeves firmly in place.

Electric units, HSS-200 and HSS-CWT-210, accommodate a 300 lb. max load.

Hydraulic unit, HSS-HA2-2, uses self-contained hydraulic actuators for a more parallel operating motion and a 300 lb. max load.

An optional third hard sleeve can be added to the top of the unit. To do so, order one LAS-FLB, one HSS-TMC, one HSS-SAT-10, and one HSS-TMH.

For mounting of pike poles and other accessories, see page 3-64.



**Reference Manual 3097PM1**



Scan here for more information.

MODEL	DESCRIPTION	WT. IN LBS.	PRICE LIST PAGE NO.
HSS-200	Basic unit - less trays	138.0/set	25
HSS-CWT-210	Complete unit with two 10' trays - electric	173.0/set	25
HSS-HA2-2	Complete unit with two 10' trays - hydraulic	173.0/set	25
HSS-SAT-10	Single aluminum tray - 10'	13.9/ea.	25
HSS-TMH	Tray mount hardware - set	1.0/set	25
HSS-TMC	Tray mount casting with hardware - set	2.7/set	25

## QUIC-LIFT® Horizontal Hard Sleeve System - Extend Down



**G**reat for high shelves or shorter personnel, the Hard Sleeve System-Extend Down lowers the hard sleeves an amazing 36 inches, 12 inches more than our standard models.

Self-contained hydraulic actuators allow for a more parallel operating motion and a 300 lb. max load.

For mounting of pike poles and other accessories, see page 3-64


To view a video, visit [www.ziamatic.com](http://www.ziamatic.com)

**Reference Manual 3097PM18**



Scan here for more information.

MODEL	DESCRIPTION	WT./SET IN LBS.	PRICE LIST PAGE NO.
HSS-XT-2	Complete unit extend down with two 10' trays	150.0	25




**Q**uickly retrieve up to four hard sleeves from over the side compartments! This revolutionary new hydraulic system provides a more even, parallel operating motion and lowers sleeves to a convenient height for safe and easy retrieval.

Depending on desired box size, the HA-HS can accommodate two to four, 5" or 6" hard sleeves. Add a fifth to the top of the unit with the Horizontal Hard Sleeve Mount (sold separately, see page 2-10).

Available for new and existing apparatus.

Consider placing a PTS-HA on one side of your tanker and an HA-HS on the other - they work great together!

For an elliptical tank adapter, see page 2-21.



**Reference Manual 3090PM2**

MODEL	DESCRIPTION	WT./@ IN LBS.	PRICE LIST PAGE NO.
HA-HS-6-4	System for four 6" sleeves	188.0	21
HA-HS-6-3	System for three 6" sleeves	188.0	21
HA-HS-6-2	System for two 6" sleeves	188.0	21
HA-HS-5-4	System for four 5" sleeves	188.0	21
HA-HS-5-3	System for three 5" sleeves	188.0	21
HA-HS-5-2	System for two 5" sleeves	188.0	21

**Note: Hard sleeves and hard cover not included.**

To view a video, visit [www.ziamatic.com](http://www.ziamatic.com)



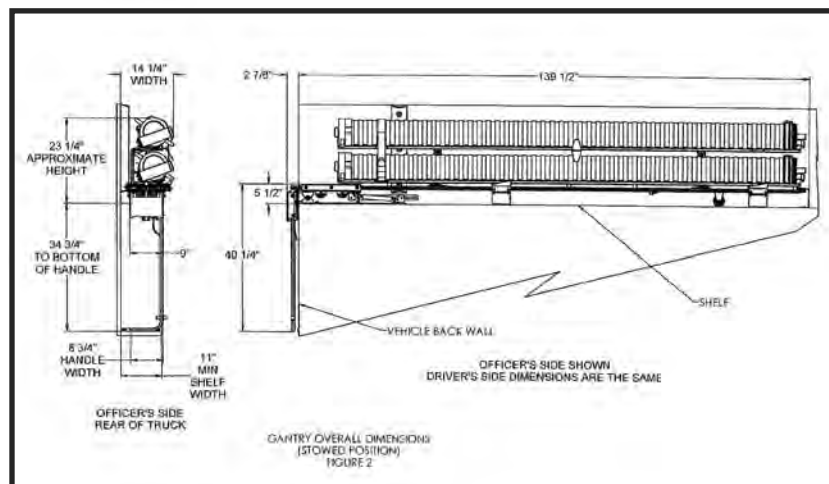
Scan here  
for more  
information.





Ziamatic's new **Double Hard Sleeve Gantry** may be the safest, most efficient way to retrieve two 10-foot hard sleeves from the top of a fire truck. The new Double Hard Sleeve Gantry makes a multi-person operation a one-person operation. It can be a very helpful product for those departments that have only a few firefighters responding to calls.

The **Double Hard Sleeve Gantry** is designed around the standard areas where double hard sleeve stationary mounts are commonly seen, making this system a good choice for retrofitting or specking in to new truck bids. A damper was applied to create a steady, safe, but efficient drop down with little to no resistance when lifting up and storing the gantry. The handle and locking assembly are designed with a release close to the bottom of the handle so users do not need to leave the ground when retrieving hard sleeves.



Scan here for  
more information.

MODEL	DESCRIPTION	WT./@ IN LBS.	PRICE LIST PAGE NO.
HSG-2-O-10	Hard Sleeve Gantry - Officer's side of vehicle - 10'	275.0	21
HSG-2-D-10	Hard Sleeve Gantry - Driver's side of vehicle - 10'	275.0	21
HSG-2-O-12	Hard Sleeve Gantry - Officer's side of vehicle - 12'	Call	21
HSG-2-D-12	Hard Sleeve Gantry - Driver's side of vehicle - 12'	Call	21



The new **Side-by-Side Double Hard Sleeve Gantry** may be the safest, most efficient way to retrieve two 10-foot or 12-foot hard sleeves from the top of a fire truck. The new Side-by-Side Double Hard Sleeve Gantry makes a multi-person operation a one-person operation. It can be a very helpful product for those departments that have only a few firefighters responding to calls.

The gantry was designed around the standard areas where double hard sleeve stationary mounts are commonly seen, making this system a good choice for retrofitting or specking in to new truck bids. A damper was applied to create a steady, safe, but efficient drop down with little to no resistance when lifting up and storing the gantry. The handle and locking assembly are designed with a release close to the bottom of the handle so users do not need to leave the ground when retrieving hard sleeves.

To operate, simply unlock and slide the gantry out and down to ground level access. Undo the hook and loop strap and slide the hard sleeve from the trays. The handle and locking assembly are designed to automatically lock when the gantry is put back into the stowed position.



Scan here for  
more information.

MODEL	DESCRIPTION	WT./@ IN LBS.	PRICE LIST PAGE NO.
HSG-2-8-SXS	Side-By-Side Double Hard Sleeve Gantry - for two 8-foot hard sleeves	Call	21
HSG-2-10-SXS	Side-By-Side Double Hard Sleeve Gantry - for two 10-foot hard sleeves	Call	21
HSG-2-12-SXS	Side-By-Side Double Hard Sleeve Gantry - for two 12-foot hard sleeves	Call	21



- Easily retrieve a 10' hard sleeve from a high apparatus shelf
- Eliminate dangerous climbing
- Reduce risk of dropped equipment resulting in injury or apparatus damage
- So easy to operate a single firefighter can do it!

**Reference Manual 3093PM1**

MODEL	DESCRIPTION	WT./@ IN LBS.	PRICE LIST PAGE NO.
HSG-1-D-10	Hard sleeve gantry - driver's side	120.0	21
HSG-1-O-10	Hard sleeve gantry - officer's side	120.0	21
HSG-LB-C	Light bracket assembly - circular	5.0	21
HSG-LB-R	Light bracket assembly - rectangular	5.0	21




Patented catch holds sleeve in place, even after straps are removed



Scan here for  
more information.

To view a video, visit [www.ziamatic.com](http://www.ziamatic.com)



## Our QUIC-LIFT™ Portable Tank System brings the portable tank to you!



Portable tank in storage position

At the flick of a switch, the tank is lowered for easy removal



**Tank Cover Note:** We provide tank cover mounting hardware only. The protective cover itself is provided by apparatus manufacturer or third-party fabricator.


### Features:

- Stores portable tank over the side compartments of an apparatus and lowers to a convenient height at the flip of a switch for quick, easy, and safe tank retrieval.
- Tank boxes secure virtually all popular makes and models of portable tank; the adjustable box is configured to meet your needs.
- Can be installed on new or existing apparatus
- Controlled by double pole, double throw momentary switch
- Self-locking in any position
- NFPA compliant - flashing light kit provides visual alert when system is out of stored position.

### Specs:

- System consists of two (2) aluminum casting sets, two (2) adjustable tank boxes, and two (2) self-contained hydraulic actuators (no hoses required).
- Tank box will accommodate portable tanks up to 36" H x 9" W when collapsed.
- Requires mounting surface equal to length of collapsed tank plus 21" (10-1/2" per casting)





- Combines popular, time-tested PTS design with added strength and reliability of hydraulic actuators.
- Provides a more even, parallel operating motion.
- Creates a stronger, more rigid system, allowing for the mounting of a hard cover (not included) and one hard sleeve (not included) directly to the tank box.
- Hydraulic actuators are self-contained - no hydraulic hoses needed.
- Designed for use on shelves with a minimum depth of 8-1/2".
- Requires 12V, 80 amp electrical source.
- Sustains maximum load of 500 lbs.

**Note:** PTS-HA is not a direct, bolt-on replacement for older electric PTS models. Mounting hole pattern and wiring is different. Please plan accordingly.

**Note:** Specify make and model of portable tank when ordering. If using tank cover, order Center Hinge Hardware Kit in addition to unit.

## Reference Manual 3098PM5

Shown with directly mounted hard cover and hard sleeve mount (not included).



Scan here for more information.

MODEL	DESCRIPTION	WT./@ IN LBS.	PRICE LIST PAGE NO.
PTS-HA	Hydraulic Portable Tank System	188.0	26
PTS-HA-CH	Center Hinge Hardware Kit	6.0	26

## QUIC-LIFT™ Elliptical Tank Adapters



**S**afely mount a QUIC-LIFT Portable Tank or Hard Sleeve System to your elliptical tanker with an Elliptical Tank Adapter set.

**A**dapter consists of two mounting plates and support castings. 16-3/4" W x 16" D mounting plate is 3/8" thick aluminum. Aluminum support is 9-3/4" H x 7-1/2" W x 3" D.

**Note:** Mounting plates are not interchangeable between the older electric and current hydraulic systems. Please order accordingly.

Scan here for more information.



MODEL	DESCRIPTION	WT. IN LBS.	PRICE LIST PAGE NO.
PTS-HA-ETA	Complete adapter set/hardware - hydraulic	29.0/set	26
3098-415-110	Mounting plate - hydraulic (each)	10.1/ea.	26
3098-115-105	Support casting - universal (each)	4.4/ea.	26



Portable tank and hard sleeve in stored position

**Store your portable tank horizontally over top of the apparatus, leaving more space for compartments below.**

System lowers to a comfortable height at the flip of a switch, allowing for safe and easy tank retrieval, and reducing risk of injury. Side compartments remain accessible when system is in the lowered position.



Portable tank lowered for easy removal

**New and improved! A stronger, beefier, hydraulic cylinder now capable of sustaining a 500 lb. maximum load.**

NFPA compliant with built-in electric safety latch and flashing light kit that provides a visual signal when system is out of the stored position. Sturdy construction provides years of trouble-free service.

**HAVE A QUESTION  
ABOUT A PRODUCT  
OR SERVICE?**

**REACH OUT  
TO US TODAY.** ►



**800-711-FIRE**





End view of tank and hard sleeve in down position. Compartments remain accessible.

Requires only 14" W (C) x 12" D (B) x 38" to 56" H (A) area for mounting (see drawing below). System ships complete and ready to install. Electrical panel and control panel provided. Boom arms may be cut down by installer to achieve desired length.

To mount hard sleeves, pike poles, and folding ladders to your HPTS, see page 3-68

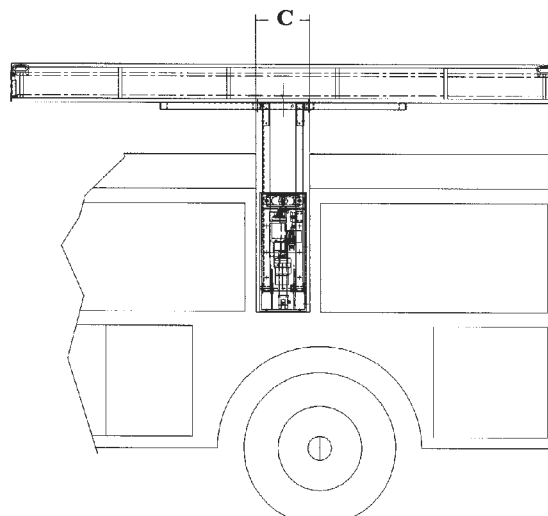
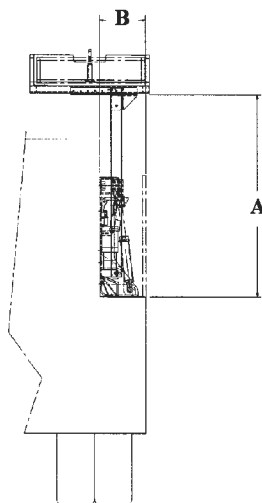
**Note:** Actual product shipped may not appear as units pictured due to differences in tank sizes and configuration. Please contact ZICO for drawings with your specific tank.



Scan here for more information.

## Reference Manual 3097PM6

MODEL	DESCRIPTION	WT./@ IN LBS.	PRICE LIST PAGE NO.
HPTS	Complete horizontal system for portable tank	240.0	26



## APPARATUS HARDWARE & EQUIPMENT

### **QUIC-MOUNT™ TOOL MOUNTING**

	3-3 through 3-24
EZ-MOUNT Adhesive Fastening System	3-3
Mountable Tool Boards	3-4
SURE-GRIP™ Tool Mounts	3-5 through 3-10
Multi-purpose Mounting Brackets & Clips	3-7 through 3-8
Axe Holders	3-15 & 3-17
QUIC-BAR® Halligan Mounts	3-10 & 3-16
Hammer Brackets	3-18
Pike & Hook Holders	3-19
Shovel Mount	3-20
Saw & Drill Mounts	3-21 through 3-24
Bolt Cutter Bracket	3-24

### **QUIC-MOUNT™ EQUIPMENT STORAGE**

	3-24 through 3-34
Chain & Adapter Holders	3-25 & 3-26
Container & Safety Can Mounts	3-27 & 3-28
Premix & Bar Oil Mounts	3-29 & 3-30
Scene Light Brackets	3-32
Portable Generator Mount	3-34
Electrical Cord & Adapter Storage	3-34

### **EXTRICATION TOOL & STRUT STORAGE**


	3-35 through 3-37
Extrication Tool Holders	3-35 through 3-37

(continued on next page)

<b><u>HELMET STORAGE</u></b>	3-38
<b><u>QUIC-STRAP™ STORAGE</u></b>	3-39 through 3-45
QUIC-STRAP™ Cylinder System	3-40 & 3-41
QUIC-STRAP™ Utility Mounting System	3-42 & 3-43
QUIC-STRAP™ 1" Variable & Buckle Straps	3-44 & 3-45
<b><u>QUIC-RELEASE® GAS CYLINDER STORAGE &amp; TRANSPORT</u></b>	3-48 through 3-55
Oxygen Tank Systems (OTS)	3-48 & 3-49
Oxygen Cylinder Lifts	3-51
Gas Cylinder Brackets	3-52 & 3-53
"D" & "E" Cylinder Brackets	3-54 & 3-55
Fire Extinguisher Holders	3-55
<b><u>LADDER STORAGE</u></b>	3-56 through 3-70
QUIC-MOUNT™ Ladder Mounting Sets	3-56
QUIC-MOUNT™ Folding Ladder Brackets & Unistrut Kits	3-57
QUIC-LIFT® Ladder Access Systems (LAS)	3-58 through 3-65
- Standard Electric	3-59
- Standard Hydraulic	3-60
- Bulkhead Electric	3-61
- Extend Down	3-62
QUIC-LIFT® Horizontal Ladder Access System (HLAS)	3-56 through 3-68
QUIC-LIFT® Outside Arm Ladder System (OALS)	3-69 & 3-70
<b><u>VEHICLE LADDERS</u></b>	3-71 & 3-72
<b><u>VEHICLE SHELVING</u></b>	3-73
<b><u>VEHICLE SEATING</u></b>	3-74
<b><u>VEHICLE STEPS</u></b>	3-75 through 3-78
<b><u>QUIC-CHOC® WHEEL CHOCs</u></b>	3-79 through 3-82

## The EZ-Mount System - How Does It Work?

The **EZ-Mount System** is a unique line of adhesive and fasteners designed for use on metal and fiberglass surfaces only. Our unique, non-sag acrylic adhesive holds your parts in place through permanent, high-strength structural bonds. Bonds that provide as much as 2,700 lbs. of tensile strength in only 20 to 30 minutes. Great for running wiring/cables and mounting equipment/tool brackets/lightbars without drilling holes!



### Why Use EZ-Mount?


- Neat & clean installation
- Eliminates drilling/tapping, which exposes the core to moisture and leaks
- Eliminates risk of inadvertent drilling damage and expensive repair
- Can be mounted in difficult locations where larger tools and/or people have poor access
- Easy to use without the need for specialized labor



Scan here for  
more information.

EZ-Mount is used by top apparatus manufacturers!

**Outfitting a compartment has  
never been easier!**



**The EZ-MOUNT Tool Board Process:**

1. Lay out and mount all of your tool brackets to your tool board while sitting comfortably at your workbench - no twisting, turning, or reaching around the confines of the compartment over and over again.
2. Using our powerful EZ-MOUNT adhesive (see page 3-3), place a stud in each corner of the compartment, lined up with the holes in the corners of your tool board.
3. When ready, simply slide the entire board over the studs and secure at each corner. It's that easy!

**Benefits:**

- A fast, easy, and strain-free mounting process
- Zero holes in your apparatus walls and no risk of inadvertent drilling damage to your water tank
- Want to change your layout? Pull out the board, re-arrange the tools, and slide it back in. Swap boards between same-size compartments by sliding them off one set of studs and onto another!


Aluminum tool boards are 1/4" thick with a 1" on center grid pattern. Corner holes are pre-drilled for mounting.

Poly boards are 1/2" thick. Black in color. No pre-drilled holes.

To view a video, visit [www.ziamatic.com](http://www.ziamatic.com)



Scan here for  
more information.



MODEL	DESCRIPTION	WT./@ IN LBS.	PRICE LIST PAGE NO.
QM-PB-20-28	Aluminum peg board 20" x 28"	12.9	17
QM-PB-24-28	Aluminum peg board 24" x 28"	15.5	17
QM-PB-23-30	Aluminum peg board 23" x 30"	15.5	18
QM-PB-23-56	Aluminum peg board 23" x 56"	28.3	18
QM-SPB-20-28	Solid poly board 20" x 28"	10.2	18
QM-SPB-23-28	Solid poly board 23" x 28"	11.0	18
QM-SPB-23-30	Solid poly board 23" x 30"	12.3	18
QM-SPB-23-56	Solid poly board 23" x 56"	23.2	18

**SG-VM-1**

- UV-resistant materials. Dual rubber pads combine for a premium grip
- Mounting holes are 1" on center. Mount horizontally or vertically
- Wider base opening easily accommodates curved axe handles
- Molded-in support arm provides assistance and stability while securing tool



Scan here for  
more information.

### Reference Manual 3085PM2 & 3085PM3

MODEL	DESCRIPTION	WT./@ IN LBS.	PRICE LIST PAGE NO.
SG-VM-1	SURE-GRIP - black	.25	18
SG-VM-1-Y	SURE-GRIP - yellow	.25	18
SG-VM-XL	SURE-GRIP XL - black	.90	18
SG-VM-XL-Y	SURE-GRIP XL - yellow	.90	18
SG-VM-XLS	SURE-GRIP XLS - black	.90	18
SG-VM-XLS-Y	SURE-GRIP XLS - yellow	.90	18

Model SG-VM-XLS features a shorter strap, ideal for larger but thinner equipment such as a set of irons. Prevents strap from extending unnecessary past the base.

## TOOL MOUNTING IMPROVED.

**DEPENDABLE** - feature the heavy-duty, all-weather hook & loop straps that have secured your tools and equipment for over 20 years.

**PRECISE** - strap conforms to the handle, no matter the shape, providing a tighter, more "true" grip on every tool.

**FAST** - simply unfasten the strap and remove the tool. The strap will free itself as you pull.


**STRONG** - the wide strap provides a larger surface area for better grip. Tension is applied by pulling away from the mount base, giving you more leverage and allowing you to apply more of your strength while securing, resulting in a tighter hold.

**EFFICIENT** - strap extends only slightly past the base, leaving a smaller overall footprint and allowing you to potentially fit more equipment in the small space.

**SURE-GRIP:** 3/4" to 2" grip range, NFPA compliant to 12 lbs.

**SURE-GRIP XL:** 3" to 4" grip range, NFPA compliant to 20 lbs.

**SURE-GRIP XLS:** 2" to 3" grip range, NFPA compliant to 20 lbs.

**SG-VM-XL**






**SG-VM-EHS**



**SG-VM-EHS-Y**



**SG-VM-EHM**

Firmly secure struts, jacks, rams and more with these quick and easy-to-use mounting brackets.

**Additional Features:**

- UV-restraint materials
- Easier to use with gloved hands
- Dual rubber pads combine for a premium grip
- Wider opening accomodations more types of equipment
- Molded-in support arms provide assistance and stability while securing tool
- Base available in three sizes to meet your needs
- Base is moisture-resistant neoprene rubber that won't damage your equipment

**Specs:**


- Strap Assembly: 8" L x 3-1/8"W x 4-5/16" D
- Small Base: 4" O.D., 2-3/4" I.D.
- Medium Base: 5" O.D., 3-5/8" I.D.
- Large Base: 6" O.D., 4-1/4" I.D.
- Strap Assembly mounting holes are 1" on center.  
Mounts horizontally or vertically
- Nylon strap is 1.5" wide with a rubber page.  
Available in black or yellow.
- High-tensile strength plastic base includes two screws for mounting



Scan here for  
more information.

MODEL	DESCRIPTION	WT./@ IN LBS.	PRICE LIST PAGE NO.
SG-VM-EHS	Small base, black strap	1.9 lbs.	19
SG-VM-EHS-Y	Small base, yellow strap	1.9 lbs.	19
SG-VM-EHM	Medium base, black strap	2.6 lbs.	19
SG-VM-EHM-Y	Medium base, yellow strap	2.6 lbs	19
SG-VM-EHL	Large base, black strap	3.1 lbs.	19
SG-VM-EHL-Y	Large base, yellow strap	3.1 bs.	19


## STORE YOUR HOOK TOOLS SAFELY



Store your Hook Tool safely



Left Hook  
Mounting  
Bracket



Held in tight  
by the  
Sure-Grip

Firefighters can use Ziamatic's **SURE-GRIP Hook Tool Mounting Brackets** to safely store Ziamatic's 2 hook tools and many other NY hook style tools. They were designed using stainless steel to complement all truck body styles and looks while maintaining a strong attractive finish.

The mounting kit utilizes Ziamatic's **SURE-GRIP** bracket (**model SG-VM-1**) which provides one of the strongest ways to retain tools with a quick and simple release and retrieval process. The rubber pads on both the straps and on the body of the SURE-GRIP bracket are proven to virtually eliminate vertical movement when the vehicle is in transit.

The mounting kit fits all length hook poles by adjusting the distance between the top bracket and the **SURE-GRIP** bracket. A left and right option is available to ensure almost all mounting application needs can be satisfied. To release a tool, simply release the hook and loop strap and lift the tool up and out of the bracket.

MODEL	DESCRIPTION	WT./@ IN LBS.	PRICE LIST PAGE NO.
SG-VM-ZHL	SURE-GRIP Hook Tool Mounting Bracket, Left	1.6 lbs.	18
SG-VM-ZHR	SURE-GRIP Hook Tool Mounting Bracket, Right	1.6 lbs.	18




Scan here for  
more information.

Store your Z Hook Tools safely with Ziamatic's new **SURE-GRIP Z Hook Tool Mounting Kits**. These new mounting kits provide firefighters with a Z Hook Tool, and the bracket and mount they can use to safely store it. Choose from our different models that mount two different length Z Hook Tools and D handles. The options include a 6-foot Z Hook Tool with mounting solutions or an 8-foot Z Hook Tool with mounting solutions.

The mounting solutions utilize Ziamatic's **SURE-GRIP Hook Tool Mounting Brackets** to safely store Ziamatic's Z hook tools and many other NY hook style tools. They were designed using stainless steel to complement all truck body styles and looks while maintaining a strong attractive finish.

The mounting kit also includes the **SURE-GRIP** tool mount (model SG-VM-1) which provides one of the strongest ways to retain tools with a quick and simple release and retrieval process. The rubber pads on both the strap and on the body of the **SURE-GRIP** bracket are proven to virtually eliminate vertical movement when the vehicle is in transit.

The mounting solutions fit all length hook poles by adjusting the distance between the top bracket and the **SURE-GRIP** bracket. A left and a right option is available to ensure almost all mounting application needs can be satisfied. To release a tool, simply release the hook and loop strap and lift the tool up and out of the bracket.



MODEL	DESCRIPTION	WT./@ IN LBS.	PRICE LIST PAGE NO.
SG-VM-ZHR-6	Includes Hook Tool Mounting Bracket - Right (SG-VM-ZHR-) and 72" Long Z Hook Tool with "D" Handle (Model ZH-72-D)	8.1	18
SG-VM-ZHR-8	Includes Hook Tool Mounting Bracket - Right (SG-VM-ZHR-) and 96" Long Z Hook Tool with "D" Handle (Model ZH-96-D)	9.5	18
SG-VM-ZHL-6	Includes Hook Tool Mounting Bracket - Left (SG-VM-ZHR-) and 72" Long Z Hook Tool with "D" Handle (Model ZH-72-D)	8.1	19
SG-VM-ZHL-8	Includes Hook Tool Mounting Bracket - Left (SG-VM-ZHR-) and 96" Long Z Hook Tool with "D" Handle (Model ZH-96-D)	9.5	19

Scan here  
for more  
information.




The **Adjustable SURE-GRIP** is made of super tough nylon, which makes it strong, long lasting, non-corrosive, and non-marring.

Its adjustable supports allow for a larger equipment grip range.

The new **Adjustable SURE-GRIP** features a two-inch nylon strap that does not stretch.

Its strap covers more surface area and allows for greater stability and stronger retention.



**Adjustable SURE-GRIP**  
holding an extrication  
tool.



**Adjustable SURE-GRIP**  
(Model SG-VM-A-LSC)



**Adjustable SURE-GRIPs mounted on**  
**Ziamatic's 6 foot Plastic**  
**Adjustable Base Channel (PABC72)**



**Adjustable SURE-GRIP**  
(Model SG-VM-A-1625)



Scan here for  
YouTube Video  
on SURE-GRIP



**Adjustable SURE-GRIP**  
(Model SG-VM-A-LS)



Scan here for  
more information.


MODEL	DESCRIPTION	WT./@ IN LBS.	PRICE LIST PAGE NO.
SG-VM-A-1625	SURE-GRIP - 2 Brackets, strap and 18" channel	2.4	19
SG-VM-A-LS	SURE-GRIP - 2 Brackets and 18" channel	2.2	19
SG-VM-A-LSC	SURE-GRIP - 2 Brackets only, no strap or channel	.90	19

Ziamatic's **SURE-GRIP 275** makes mounting even easier and more effective for many of the most common and irregularly shaped tools and equipment.

The new **SURE-GRIP** Tool Mounts (Model SG-VM-275 and Model SG-275-Y (with a yellow strap) are designed with a 2.75" stand off from the mounting surface to the bottom of the tool cradle and have a .75" to 2" grip range.

The SURE-GRIP 275 features:

- A 2-3/4" Stand off from mounting surface to bottom of the tool cradle.
- A 3/4" to 2" Grip Range.
- A molded-in support arm that provides assistance and stability while securing a tool.
- A high-tensile strength plastic base.
- 1" wide heavy duty, all weather hook & loop straps that secured your tools and equipment for over 20 years.
- A strap that conforms to the handle, no matter the shape, providing a tighter, more "true" grip on every tool.
- Dual rubber pads that combine for a premium grip.





**The SURE-GRIP mounted on a peg board holding tools.**



Scan here for more information.

MODEL	DESCRIPTION	WT./@ IN LBS.	PRICE LIST PAGE NO.
SG-VM-275	SURE-GRIP 275	.3	18
SG-VM-275-Y	SURE-GRIP 275 - with yellow strap	.3	18



## You Can Now Mount the SURE-GRIP to Widely-Used Track Mounting with Ziamatic's SURE-GRIP Track Nut and Tool Kit


It's super simple. No drilling is necessary.

Place the Ziamatic Track Nut in the groove of the track mounting in the location you wish to mount the SURE-GRIP tool mount of your choice. Use the provided wire tool to flip the T-Nut into a position so that the threaded hole shows. Repeat again for a second T-Nut to be used. Mount your SURE-GRIP as needed with the appropriate 1/4" mounting hardware. T-Nuts are available in packs of 10 or 20. Wire mounting tool is included.

Dimensions of Track Nut: 1" x 1/4" x 3/16"  
Mounting hole within the Track Nut: 1/4"



MODEL	DESCRIPTION	WT./@ IN LBS.	PRICE LIST PAGE NO.
SG-VM-TN10	Track Nut (10 pack)	.15	18
SG-VM-TN20	Track Nut (20 pack)	.3	18



**Tool Nut 10 pack**



**Tool Nut 20 pack**


Scan here  
for more  
information.



## QUIC-MOUNT™ Variable Mounting Brackets



Each bracket is designed to accommodate a range of tool diameters. Solid, powder-coated cast aluminum brackets won't crack, rot, or rip off the wall, whether mounted inside or outside of the apparatus. Flexible, UV-stabilized draw latches grip tools firmly in place. Bases leave a small footprint for maximum usage of available space.



New slotted bases allow for more flexibility and easier mounting to 1" x 1" tool boards, providing more customization options when planning a compartment layout. Brackets can even be mounted diagonally for a more efficient use of space, something difficult to do with "track" style boards.

Now standard on most models!



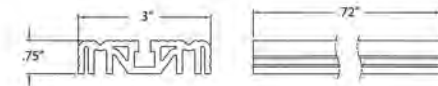

Scan here for  
more information.

MODEL	DESCRIPTION	WT./@ IN LBS.	PRICE LIST PAGE NO.
VM-5	Horiz. bracket 1" to 1.3" dia.	.4	18
VM-7	Horiz. bracket 1.3" to 1.6" dia.	.5	18
VM-5-V	Vertical bracket 1" to 1.3" dia.	.5	18
VM-7-V	Vertical bracket 1.6" to 1.6" dia.	.6	18
DVM-5	Double horiz. bracket 1" to 1.3" dia.	.7	18
DVM-7	Double horiz. bracket 1.3" to 1.6" dia.	.8	18
LPVM-5	Low profile bracket 1" to 1.3" dia.	.3	18
LPVM-7	Low profile bracket 1.3" to 1.6" dia.	.4	18

Customize your mounting vertically or horizontally using our **Plastic Adjustable T-Slot Base Channel**.

## Features:

- Made of strong, extruded, non-corrosive ABS Material.
- The T-Slot is designed to be used with 1/4 inch hex head fasteners or 1/4 inch hex lock nuts.
- Perfect for stainless body applications.
- Easily mount heavy rescue tools and struts with our wear resistant channel.
- Follow our "V" groove for easy inline mounting.



Scan here for more information.

MODEL	DESCRIPTION	WT./@ IN LBS.	PRICE LIST PAGE NO.
PABC-72	Plastic Adjustable T-Slot Base Channel - 6' L x 3" W, 3/4" Thick	5	16

# HAVE A QUESTION ABOUT A PRODUCT OR SERVICE?

**REACH OUT  
TO US TODAY.**



**800-711-FIRE**



**Zico**  
ZIAMATIC.COM

**SMARTER SOLUTIONS FOR  
FIRST RESPONDERS**



**Tulip clips** are ideal for holding axes, salvage and overhaul equipment, and other miscellaneous tools. Spring clip may be mounted alone, in conjunction with an offset bracket for vertical surface mounting, or with a straight bracket for horizontal surface mounting. Pre-drilled holes make mounting easy.

MODEL	DESCRIPTION	WT./@ IN LBS.	PRICE LIST PAGE NO.
TC-1	Tulip clip - chrome plated	.2	17
TC-OB	Offset bracket - zinc plated	.1	17
TC-SB	Straight bracket - zinc plated	.1	17

**Sizes:**

Tulip clip - 3-1/4" H x 2" W x 1" D - Clip opening range 3/4" to 1-1/4"

Clip mounted on offset bracket - 3-5/8" H x 3" W x 2-9/16" D

Clip mounted on straight bracket - 3-5/8" H x 3" W x 2" D



**QUIC-MOUNT™ Tool Clips - Steel**

MODEL	DIA.	HOLE DIA.	PCS./ PKG.	WT./PKG. IN LBS.	COLOR	PRICE LIST PAGE NO.
CL .25	.25"	.144"	6	.1	Black	17
CL .50	.50"	.169"	6	.1	Black	17
CL .75	.75"	.144"	6	.1	Black	17
CL 1.00	1.00"	.144"	4	.2	Black	17
CL 1.25	1.25"	.144"	4	.3	Black	17
CL 1.50	1.50"	.169"	2	.2	Black	17



**Spring steel clips** will neatly store all your small tools. No more hunting for misplaced hammer, screwdrivers, etc.

Clips are black PVC-coated carbon steel, tempered per MIL-H-6875. Easy to apply to any surface. A range of diameters is available to fit your needs. Designed to flex 1/16" or .0625".

**QUIC-MOUNT™ Tool Clips - Thermoplastic**

MODEL	DIA.	EXPANSION RANGE	WT./@ IN LBS.	PRICE LIST PAGE NO.
CLPR-075-B	.75"	5/8" to 3/4"	.1	17
CLPR-100-B	1.00"	7/8" to 1"	.1	17
CLPR-125-B	1.25"	1-1/8" to 1-3/8"	.1	17
CLPR-150-B	1.50"	1-3/8" to 1-5/8"	.1	17
CLPR-175-B	1.75"	1-5/8" to 1-7/8"	.1	17
CLPR-200-B	2.00"	1-7/8" to 2-1/8"	.1	17

Clips are non-conductive, non-magnetic, and non-corrosive. Ideal for indoor and outdoor use. Black in color.

Heavy-duty, **thermoplastic spring clips** keep shovels, brooms, flashlights and other items safe. Designed with rounded edges to help prevent injuries.



## Models H-AB and VM-AHB



Access your axes faster with this easy-to-use, powder-coated aluminum holder. Axe blade rests in holder slot, protected and ready to be quickly lifted free. A flexible, UV-stabilized draw latch can be added to secure the handle (sold separately). For use with 6 lb. and 8 lb. flat and pick head axes. May be mounted horizontally or vertically.

### Model AWMB



This powder-coated aluminum casting holds 6 lb. flat and pick head axes on a vertical surface. Detent pin adds extra security during transport.

### Model AHB



Enclose your 6 lb. or 8 lb. flat or pick head axe head in this stainless steel bracket for maximum safety. Adjustable bracket components provide for a glove-like fit. Blade is protected by a replaceable plastic sleeve. Slot in side of bracket allows for pick to protrude. Pinned handle holder keeps handle end secured. May be mounted horizontally or vertically.

### Reference Manual 3095PM5

MODEL	DESCRIPTION	WT./@ IN LBS.	PRICE LIST PAGE NO.
H-AB	Axe holder - painted	1.6	22
VM-AHB	Axe handle bracket	0.4	22
AHB	Axe holder bracket	3.8	22
AWMB	Axe wall mounting bracket	4.0	22



Scan here for  
more information.

For axes, see  
page 4-1.

**VERTICAL HOLDERS**



**Designed specifically for storage of Halligan-style tools, inside or outside of the crew cab.**

Heavy-duty, powder-coated cast aluminum brackets have thick detent pins to hold tools securely in place.

NFPA compliant and third party tested to exceed the 9G standard.

**MB-2 & MB-22 Series:** 1-3/16" openings, ideal for standard 20" to 42" L tools.

**MB-20 Series:** 3/4" openings, ideal for "mini" tools.

**HORIZONTAL HOLDERS**



**Model MB-2**

**Model MB-20**

**Model MB-22**



**HORIZONTAL DOUBLE HOLDER**



**Model MB-22**



Scan here for  
more information.




**Model MB-20**

For additional Halligan mounting options, see pages 3-5, 3-12 & 3-16.

For QUIC-BAR Halligan-style tools, see page 4-3.

MODEL	DESCRIPTION	WT./SET IN LBS.	PRICE LIST PAGE NO.
MB-2	Horizontal - painted	.7	17
MB-2-V	Vertical - painted	1.0	17
MB-22	Horizontal - dual mount - painted	1.2	17
MB-20	Horizontal - painted	.6	17
MB-20-V	Vertical - painted	.9	17

Note: All models sold in pairs.



Store a set of irons together and ready for action!

Heavy-duty, powder-coated cast aluminum, now with a wider “axe head end” to accommodate a greater variety of tool brands and combinations. May be mounted horizontally or vertically.

NFPA compliant and third party tested to exceed the 9G standard when stop is in place.

Scan here  
for more  
information.



MODEL	DESCRIPTION	WT./SET IN LBS.	PRICE LIST PAGE NO.
MB-3PBA	QUIC-BAR/Axe mounting bracket set with stop	6.5	17
MB-B/A	QUIC-BAR/Axe mounting bracket set less stop	4.3	17

\*Specialty QUIC-STRAP set available for securing marriage of irons (Model ABCS, sold separately).

## HAVE A QUESTION ABOUT A PRODUCT OR SERVICE?

**REACH OUT  
TO US TODAY.**



**800-711-FIRE**



**Zico**  
ZIAMATIC.COM  
SMARTER SOLUTIONS FOR  
FIRST RESPONDERS



Shown: Bracket with  
12 and 3 lb. sledges

Designed for use with 2 lb. to 16 lb. double face sledges and 1 lb. to 9 lb. dead blow hammers.

Bracket is 2-3/4" H x 3" D - Expandable from 5-1/4" to 8-3/4" W to fit various sized tools. Stainless steel for years of dependable service.

NFPA compliant and third party tested to exceed the 11G standard.

For sledge hammers, see page 4-4.

**Reference Manual 3095PM1**

MODEL	DESCRIPTION	WT./@ IN LBS.	PRICE LIST PAGE NO.
SHB	Sledge hammer bracket	3.0	22



Click here  
for more  
information.



**QUIC-MOUNT™ Variable Strut Mounts**



**VM-3RS-D**

Tightly secure two or four 3" round struts against a vertical surface with these heavy-duty brackets. Rest struts in the holes of the lower bracket, then strap firmly in place with the all-weather, hook & loop straps of the adjustable upper bracket (channel included).

Lower bracket is made of durable, powder-coated steel and coated in an extra layer of high-density polyethylene plastic to support the substantial weight and withstand the repeated abuse of stowing and removal. Upper bracket is powder-coated cast aluminum with beefy, 2" wide nylon straps.

Scan here  
for more  
information.



MODEL	DESCRIPTION	WT./@ IN LBS.	PRICE LIST PAGE NO.
VM-3RS-D	Complete assembly - double	9.5	Call
VM-3RS-Q	Complete assembly - quadruple	19.0	Call
VM-EH-D	Upper bracket only - double	3.0	20
VM-EH-Q	Upper bracket only - quadruple	6.0	20

For use with most pike poles, closet hooks, and similar round-handled tools.

Holders are made of rugged cast aluminum and powder-coated to protect your tools and provide years of maintenance-free service.

Part PPMB-DS has cables and pins to securely hold tools.

**Single tool holders** - Part A is typically used on the handle with the head fitting into Parts D or DS.



**PPMB-DS**



**PPMB-A**



**PPMB-D**



**PPMB-AA**

**Opening size of holders:**

<u>PART</u>	<u>OPENING WIDTH</u>
A	1-7/8"
D	1/2"
DS	1-1/8"
AA	1-7/8"

Note: Holders sold each. Two holders are required for all tools.

<b>MODEL</b>	<b>DESCRIPTION</b>	<b>WT./@ IN LBS.</b>	<b>PRICE LIST PAGE NO.</b>
PPMB-A	Ring bracket - painted	.6	18
PPMB-D	Vertical fork - painted	.4	18
PPMB-DS	Dickie bracket - painted	.4	18
PPMB-AA	Double ring - painted	1.0	18

See pages 3-4 through 3-12 for alternate mounting options.

For replacement cable and pin assemblies, see page 3-25.

For salvage and overhaul tools, see pages 4-6 .



Scan here for  
more nformation.




This cast aluminum mounting plate hangs ceiling & wall style tools in a vertical position.

The durable powder-coated plate is pre-drilled for easy mounting.

Handle may be secured with a VM-5 Variable Mount or SG-VM-275 (sold separately, see page 3-12).

MODEL	DESCRIPTION	WT./@ IN LBS.	PRICE LIST PAGE NO.
QM-CWH	Ceiling & wall tool holder	.9	20

Scan here  
for more  
information.



## Shovel Mounts



**Model QM-SB**

**Shovel mounting** system holds up to two shovels securely in place.

QM-SB adjusts to hold two handles with no rattle or movement.

QM-SH hanger hooks secure the shovel heads 7-1/4" W x 4" H base and four mounting holes.

For shovels, see page 4-10.

Scan here  
for more  
information.



MODEL	DESCRIPTION	WT./@ IN LBS.	PRICE LIST PAGE NO.
QM-SB	Shovel bracket	.8	20
QM-SH	Shovel holder	2.3	20



**Model QM-SH**

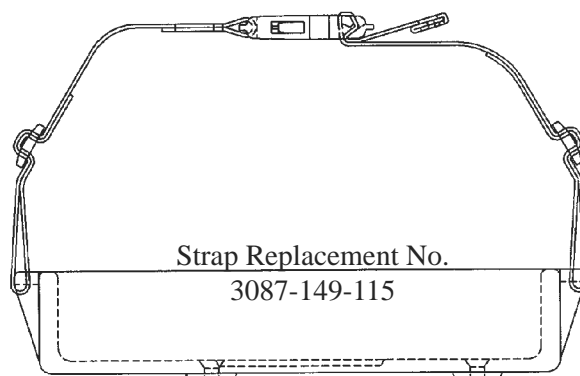
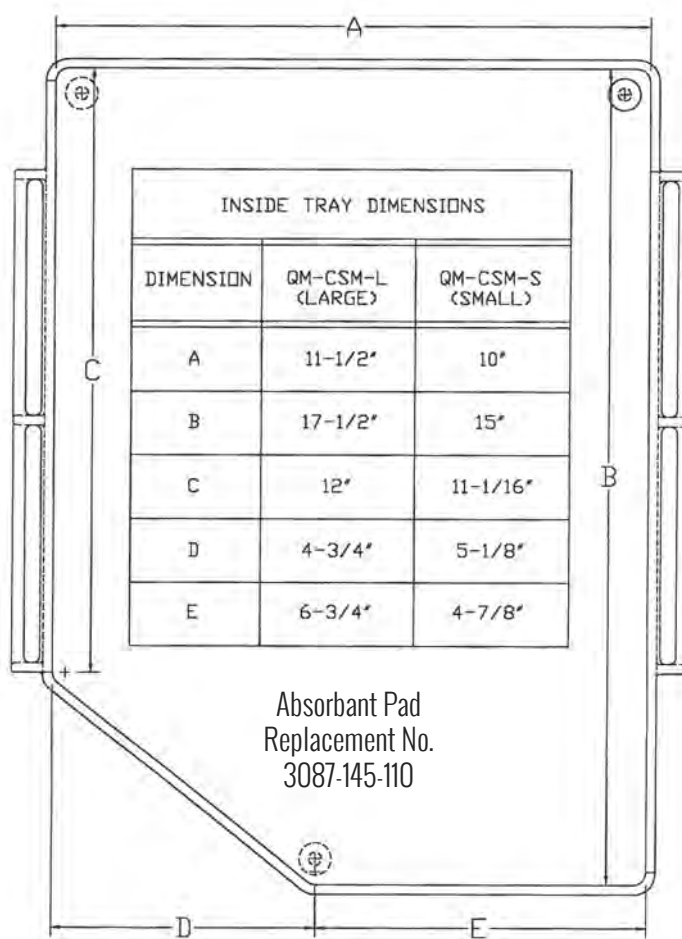


Mount chain saws, abrasive cut-off saws and other gasoline-engine tools on these specially-designed brackets. An absorbant pad collects loose fluids and may be replaced as required.

A heavy-duty safety strap secures the saw on the bracket.

Available in two sizes. See chart for dimensions.

To view a video, visit [www.ziamatic.com](http://www.ziamatic.com)



Scan here  
for more  
information.




## Reference Manual 3087PM2

MODEL	DESCRIPTION	REPLACEMENT STRAP NO.	WT./@ IN LBS.	PRICE LIST PAGE NO.
QM-CSM-L	Chain saw mount - large	3087-149-115	5.8	20
QM-CSM-S	Chain saw mount - small	3087-149-115	4.5	20



## QUIC-MOUNT™ Adjustable Chainsaw Mount



Accommodates virtually any gas-powered saw, including circular & chain. Heavy-duty nylon strap & buckle are easy to release when seconds count. Absorbant, replaceable pad collects loose fluids, keeping compartments clean.

Got a new saw? Or just re-arranging the ones you have? Save money & simply re-adjust the mount!

Narrowest Dimensions: 21" L x 11-25/32" W I.D.

Widest Dimensions: 21" L x 15" W I.D.



Slide mount in for thinner saws & pull out for wider, giving you a virtually perfect fit

### Reference Manual 3087PM11



Scan here  
for more  
information.

MODEL	DESCRIPTION	WT./@ IN LBS.	PRICE LIST PAGE NO.
QM-ACSM-1	Adjustable Chainsaw Mount	3.2	20

## QUIC-MOUNT™ Spare Chain Holder



Keep your replacement chainsaw chains stored and secured right next to the saws themselves.

Holder accommodates loose, bagged, & blister-packaged chains.

### Reference Manual 3087PM14



Scan here  
for more  
information.

MODEL	DESCRIPTION	WT./@ IN LBS.	PRICE LIST PAGE NO.
QM-SCH	Spare Chain Holder	4.0	20



Scan here  
for more  
information.

Expandable up to four slots, so you can choose the blade storage option best tailored to suit your needs.

Slots allow you to organize different types of blades within a single holder, keeping them all in one place while still easy to identify and grab in a hurry.

Accommodate virtually any 10", 12", or 14" diameter blades.

Made of heavy-duty aluminum, maximizing durability while minimizing rusting/corrosion.

## Reference Manual 3087PM16

MODEL	DESCRIPTION	WT./@ IN LBS.	PRICE LIST PAGE NO.
QM-SBH	Saw blade holder with 1 slot	4.6	20
QM-SBH-AS	Additional slot kit	1.5	20

# QUIC-MOUNT™ Saw Blade Shelf



Scan here  
for more  
information.

Make use of every inch of your compartment space by storing your spare saw blades up underneath the compartment shelf. An access slot in the bottom of the tray allows you to easily remove blades when needed.

## Reference Manual 3087PM15

MODEL	DESCRIPTION	WT./@ IN LBS.	PRICE LIST PAGE NO.
QM-SBS	Saw blade shelf	3.0	20

# QUIC-MOUNT™ Saw Blade Post Mounts



QM-SBPM-1

QM-SBPM-2



Scan here  
for more  
information.

Store your circular saw blades up and out of the way, secured tightly against the compartment wall - an efficient use of otherwise wasted compartment space.

## Reference Manuals 3087PM12 & 3087PM21

MODEL	DESCRIPTION	WT./@ IN LBS.	PRICE LIST PAGE NO.
QM-SBPM-1	Saw blade post mount - 1/2" dia.	.35	20
QM-SBPM-2	Corrison saw blade post mount - 1/5" dia.	.30	20

## QUIC-MOUNT™ Reciprocating Saw Holder



This aluminum bracket can be mounted either horizontally or vertically. The saw is held securely in place with a quick-release strap. Fits virtually all reciprocating saws.

**Reference Manual 3087PM3**



Scan here  
for more  
information.

MODEL	DESCRIPTION	WT./@ IN LBS.	PRICE LIST PAGE NO.
QM-RSH	Reciprocating saw holder	0.9	20

## QUIC-MOUNT™ Cordless Drill Holder



Solid, cast aluminum base with quick-release buckle strap. Secures most standard 20V drill guns.

Outside Dimensions:  
5-7/16" x 4-27/32" x 2-3/4"

Inside Dimensions:  
5" x 3-1/2" x 2-3/4"

**Reference Manual 3095PM3**



Scan here  
for more  
information.

MODEL	DESCRIPTION	WT./@ IN LBS.	PRICE LIST PAGE NO.
CDH-14	Cordless drill holder	3.6	23

## QUIC-MOUNT™ Bolt Cutter Bracket



Standard bolt cutter bracket is designed for use with 18" to 36" bolt cutters, with adjustable stop and pin.

Large bolt cutter bracket ideal for bolt cutters larger than 36".

Utility straps hold the bolt cutter handles firmly in place. For replacement straps, order one each 3099-633-105 fixed strap and one each 3099-735-105 variable strap.

For bolt cutters, see page 4-5.

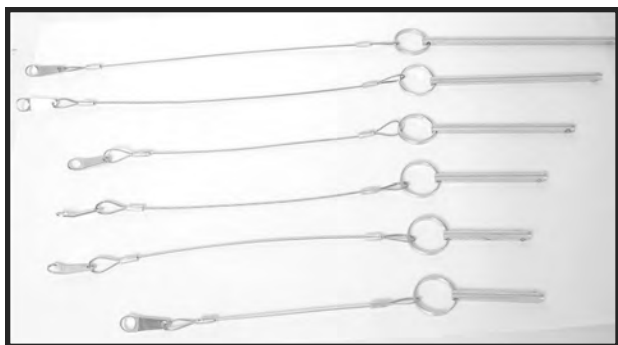
**Reference Manual 3095PM2**

Scan here  
for more  
information.



MODEL	DESCRIPTION	WT./@ IN LBS.	PRICE LIST PAGE NO.
BCB	Bolt cutter bracket	1.8	22
BCB-L	Large bolt cutter bracket	2.0	22

Cable is 3/64" diameter stainless steel. Formed retainer washer is designed for use with 1/4" mounting hardware. Pins are 1/4" diameter detent pins and the length shown is the effective length.



MODEL	DESCRIPTION	WT./@ IN LBS.	PRICE LIST PAGE NO.
CPA-6-175	6" Cable and 1.75" pin	.1	19
CPA-8-175	8" Cable and 1.75" pin	.1	19
CPA-8-225	8" Cable and 2.25" pin	.1	19
CPA-8-250	8" Cable and 2.50" pin	.1	19
CPA-10-350	10" Cable and 3.50" pin	.1	19
CPA-10-450	10" Cable and 4.50" pin	.1	19
CPA-10-525	10" Cable and 5.25" pin	.1	19
CPA-10-600	10" Cable and 6.00" pin	.1	19

Scan here  
for more  
information.




## QUIC-MOUNT™ Chain Bar



Hang chains, hooks, safety harnesses, ladder belts and more on this convenient bar.

4" square bases have four holes for mounting. Rod is 3/8" diameter steel with a black powder coat finish. Rod protrudes 2-1/2" from the mounting plate with 14" between the two ends.

QUIC-STRAP utility straps may be used to secure hanging chains, cords, etc. so that they do not swing freely. See pages 3-39 & 3-40.



MODEL	DESCRIPTION	WT./@ IN LBS.	PRICE LIST PAGE NO.
QM-CB	Chain bar	2.6	20

Scan here  
for more  
information.



## QUIC-MOUNT™ Chain Holder



Mount chains, come-alongs, electrical cords and hydraulic hoses neatly and conveniently.

Holder has 4" square base with four holes for mounting. Hook is 3/8" diameter steel and has a black powder coat finish. Hook protrudes 3-1/4" from the mounting plate with a 2" opening at the top.

QUIC-STRAP mounting straps may be used to secure hanging chains, cords, etc. to the side of the compartment so they do not swing freely. See pages 3-39 to 3-40.



MODEL	DESCRIPTION	WT./@ IN LBS.	PRICE LIST PAGE NO.
QM-CH	Chain hook	1.3	20

Scan here  
for more  
information.



## QUIC-MOUNT™ Adapter Holder



Mount couplings, adapters, circular saw blades, electrical cords, rope, hoses and more.

Hanger has a 4" square base with four holes for mounting. Post is 6" long and mounted on a 60 - degree angle. Made with 3/8" diameter steel with a black powder coat finish.



MODEL	DESCRIPTION	WT./@ IN LBS.	PRICE LIST PAGE NO.
QM-AH	Adapter hanger	1.2	20

Scan here  
for more  
information.



Our full line of cast aluminum container mounts with 1" nylon safety straps and quick-release buckles.

	
Model QM-RCH-2.5: Rectangular container holder for 2.5-gallon plastic can. 9-1/2" L x 8-1/2" W I.D.	
	
Model QM-JC-5: Rectangular holder for standard 5-gallon jerry can. 14-3/4" L x 10-3/4" W I.D.	
	
Model QM-RGC-9: Round safety can mount was designed for 1 or 2-gallon can. 9-1/2" I.D. x 2-1/8" deep.	



Scan here for more information



Scan here for more information.



Scan here for more information.



Model QM-OSC-1: Oval holder for 1-gallon oval safety can. 8-7/16" L x 6" W I.D.



Scan here for more information.




Model QM-RGC-13: Round holder for 5-gallon safety can. 13" I.D.



Scan here for more information.



Scan here for more information.



Model QM-RCH-14-T:  
10" x 14" I.D. Long strap.

Model QM-RCH-14-S:  
10" x 14" I.D. Short strap.



Scan here for more information.

**Reference Manual 3087PM2**

MODEL	DESCRIPTION	REPLACEMENT STRAP NO.	WT./@ IN LBS.	PRICE LIST PAGE NO.
QM-RCH-2.5	Up to 2.5-gallon container	3087-155-000	4.1	20
QM-OSC-1	Up to 1.0-gallon container	3087-165-000	2.8	20
QM-JC-5	Up to 5.0-gallon container	3087-170-000	5.5	20
QM-RGC-9	Round safety can mount	3087-500-000	3.9	20
QM-RGC-13	Up to 5.0-gallon container	3087-160-000	6.5	20
QM-RCH-14-S	DOT 1.0-gallon container	3087-200-000	6.8	20
QM-RCH-14-T	DOT 5.0-gallon container	3087-205-000	6.8	20

Ziamatic's **Single Premix Holder** keeps your choice of one cylindrical 32 oz. can or one rectangular 32 oz. quart container secured and organized where you need it most. It reduces the risk of an item rolling, falling, leaking, denting, & puncturing during transport. It was designed with super strong .75 inch-thick HDPE material. It's non-corrosive and perfect for stainless bodies. Its mounting holes are one inch center to center. Overall dimensions: 5"W. x 5"D. x 5 3/4"H. Weight: 1.3 lbs



Scan here for  
more information.

## Double Premix Holder

Ziamatic's **Double Premix Holder** keeps your choice of one cylindrical 32 oz. can or one rectangular 32 oz. quart container secured and organized where you need it most. Overall dimensions: 5"W. x "D. x 5 3/4"H. Weight: 1.3 lbs.



Scan here for  
more information.

## Gallon Premix Holder

Ziamatic's **Gallon Premix Holder** keeps rectangular cans up to 1 gallon secured and organized where you need them most. Overall dimensions: 8 3/8"W. x 5 7/8"D. x 5 7/8"H. Weight: 2 lbs



Scan here for  
more information.





Scan here  
for more  
information.

Secures and protects one cylindrical 32 oz. (3-3/8" dia.) can or one rectangular 32 oz. (2-5/8" x 4-1/4") container.

Powder-coated steel. Yellow or black.

Bracket design makes it easy to remove can even while wearing gloves.

**Reference Manual 3087PM5**

MODEL	DESCRIPTION	WT./@ IN LBS.	PRICE LIST PAGE NO.
QM-PMH-1	Single premix holder - yellow	3.0	20
QM-PMH-1-B	Single premix holder - black	3.0	20

**QUIC-MOUNT™ Double Can & Bar Oil Holder**



Scan here  
for more  
information.

Fits one cylindrical 32 oz. (3-3/8" dia.) can and one rectangular 32 oz. (2-5/8" x 4-1/4") container, or two of either.

Reduces risk of rolling, falling, leaking, denting, & puncturing during transport.

Keeps cans organized & easy to locate.

Great for storing premix and bar oil beside your saws!

**Reference Manual 3087PM8**

MODEL	DESCRIPTION	WT./@ IN LBS.	PRICE LIST PAGE NO.
QM-PMH-D	Double premix holder - yellow	5.1	20
QM-PMH-D-B	Double premix holder - black	5.1	20

**QUIC-MOUNT™ Gallon Premix Holder**



Scan here  
for more  
information.

Keeps rectangular cans up to 1 gallon (7" x 4.5") secured and organized where you need them most. Reduces risk of tipping, falling, leaking, denting, and puncturing during transport. Made with heavy-duty steel, powder-coated for added protection.

**Reference Manual 3087PM7**

MODEL	DESCRIPTION	WT./@ IN LBS.	PRICE LIST PAGE NO.
QM-PMH-G	Gallon premix holder - yellow	4.0	20
QM-PMH-G-B	Gallon premix holder - black	4.0	20



Scan here  
for more  
information.



Secure larger, heavier equipment like PPV fans, box fans, hydraulic pumps, and beverage coolers with this adjustable deck mount.

Features rugged aluminum framing and wide nylon straps with easy to operate quick-release plastic buckles.

**Reference Manual 3087PM7**

MODEL	DESCRIPTION	WT./@ IN LBS.	PRICE LIST PAGE NO.
QM-UVDM-1	Universal deck mount	4.5	20

**HAVE A QUESTION  
ABOUT A PRODUCT  
OR SERVICE?**

**REACH OUT  
TO US TODAY.**



**800-711-FIRE**



**Zico**  
ZIAMATIC.COM  
SMARTER SOLUTIONS FOR  
FIRST RESPONDERS

## QUIC-MOUNT™ Portable Scene Light Bracket


Secure a single portable scene light in the collapsed position.

Sleek design requires only minimal additional space inside the compartment for convenient & efficient side by side light storage.

Heavy-duty nylon strap and large plastic buckle are easy to operate with or without gloves.

Made with rugged steel for long-lasting durability, and powder-coated black to better protect portable light.

Base measures 19-5/16" L x 6-1/2" W x 1-11/16" H O.D.



**Reference Manual 3087PM10**

MODEL	DESCRIPTION	WT./@ IN LBS.	PRICE LIST PAGE NO.
QM-SLB-1	Scene light bracket	1.6	20

Scan here  
for more  
information.



## QUIC-MOUNT™ Stackable Scene Light Bracket

One bracket can secure multiple stacked scene lights.

A flexible draw straps gently but firmly presses the scene light against the backplate, preventing shifting and tilting during transport. A durable steel guard minimizes bouncing on rough terrain. Powder-coated black.

Base measures 17" L x 12-3/4" W x 2-11/16" H O.D.



**Reference Manual 3087PM20**

MODEL	DESCRIPTION	WT./@ IN LBS.	PRICE LIST PAGE NO.
QM-SLB-2	Stackable scene light bracket	8.7	20

Scan here  
for more  
information.





**QM-ET-TTS**



**QM-ET-TTC**

Keep your tools mounted safely with Ziamatic's **Heavy Rescue Tool Mounts**. These brackets are designed to store most extrication tools available to fire departments today. Ziamatic's new **Heavy Rescue Tool Mounts** are most effective when combined with one of our brackets from our Sure-Grip product line. The **Heavy Rescue Tool Mounts** have been rigorously tested by receiving free falling weight drops of 60 pounds, over 100 times in a row to assure they will withstand the day-to-day use of firefighting.

## Features:

- High Density Polyethylene
- Non-corrosive, chemical resistant
- Designed to fit most brands of hydraulic and battery-operated tools.
- Can be flush-mounted or spaced from mounting surface to provide clearance for battery.
- Tested with a maximum 5" spacing 3/8" fasteners (not included).
- Heavy Rescue Tool Mount Spacers sold separately.



**SG-VM-A-TTC**



**SG-VM-A-TTS**



**SG-VM-XL-TTC**

MODEL	DESCRIPTION	WT./@ IN LBS.	PRICE LIST PAGE NO.
QM-ET-TTS	Tool Mount for combination and spreader tools - bracket only	4.0	22
QM-ET-TTC	Tool Mount for cutter tools - bracket only	5.0	22
SG-VM-XL-TTS	SURE-GRIP spreader/combo kit	4.6	18
SG-VM-XL-TTC	SURE-GRIP cutter kit	5.6	18
SG-VM-A-TTS	Adjustable SURE-GRIP spreader/combo kit with UMVS-1625-11 strap	6.4	19
SG-VM-A-TTC	Adjustable SURE-GRIP cutter kit with UMVS-1625-11 strap	7.4	19

## Easy to use:

- Simply place the jaws into the mount.
- Secure the handle as desired.
- We suggest using our SURE-GRIP mounts. models SG-VM-A, XL or XLS.

\* Ziamatic's heavy rescue tool mounting solutions allow for different brands of heavy rescue tools to be used.

Scan here  
for more  
information.



## QUIC-MOUNT™ Portable Generator Mount



Keep heavy **portable generators** from shifting during transport with this specially-designed cast aluminum bracket.

A replaceable absorbent pad collects loose fluids and helps keep the compartment clean.

A thick nylon safety strap with quick-release buckle secures the generator on the bracket.

Base measures 14-1/4" L x 10-3/4" W I.D.



Scan here for more information.

MODEL	DESCRIPTION	WT./@ IN LBS.	PRICE LIST PAGE NO.
QM-PG-1	Portable generator mount	11.6	20

## QUIC-MOUNT™ Electrical Cord Holder



Made of high-tensile aluminum alloy, the durable **Electrical Cord Holder** can be mounted to any flat surface and will hold up to a 3-1/2" thick bundle of cord.

**Reference Manual 3087PM4**

MODEL	DESCRIPTION	WT./@ IN LBS.	PRICE LIST PAGE NO.
QM-ECH-1	Electrical cord holder	0.7	20



Scan here for more information.

## Cord and Adapter Holder



Organize, store, and easily transport your extension cords, pigtails, and electrical adapters

Secure up to three electrical adapters in the elastic, bandolier-style loops

Secure a selection of pigtails and/or up to 25' of rolled 12-gauge cord in each of the three "hook & loop" enclosures

Free up a hand by attaching the Cord & Adapter Holder to your coat, belt, or equipment you're carrying

**Reference Manual 3087PM19**

MODEL	DESCRIPTION	WT./@ IN LBS.	PRICE LIST PAGE NO.
QM-CADH	Cord & adapter holder	.2	20



Scan here for more information.

View our comprehensive Extrication Tool Fit Chart in the Reference Section at Ziamatic.com

## Model QM-ET-MV



- Secures many popular models of cutter, spreader, and combination tool upright in the compartment.
- Features more than 10 individually adjustable components, including tilt angle, for a secure, custom fit.
- Reusable. Accommodate a new/replacement tool with only a few minor adjustments.
- Eliminates need for expensive custom fabrication.
- Heavy duty, lightweight aluminum construction.



### Reference Manual 3095PM8

MODEL	DESCRIPTION	WT./@ IN LBS.	PRICE LIST PAGE NO.
QM-ET-MV	Multiversal ext. tool holder	8.65	22

Scan here  
for more  
information.



## Model QM-RB-1



- Secures ram horizontally in the compartment.
- Made with heavy-duty, lightweight aluminum.
- When needed, unbuckle the strap and lift tool free.

### Reference Manual 3095PM14

MODEL	DESCRIPTION	WT./@ IN LBS.	PRICE LIST PAGE NO.
QM-RB-1	Ram bracket	4.7	22

Scan here  
for more  
information.



## Model QM-ET-MVE



- Secures a battery-powered cutter tool upright in the compartment.
- Features more than 10 individually adjustable components, including tilt angle, for a secure, custom fit.
- Raised cradle arm grips the tool handle and supports the weight of the tool's battery end.
- Eliminates the need for expensive custom fabrication.
- Heavy duty, lightweight aluminum construction.



### Reference Manual 3095PM11

MODEL	DESCRIPTION	WT./@ IN LBS.	PRICE LIST PAGE NO.
QM-ET-MVE	Ext. tool for battery-powered cutter	9.0	22



Scan here  
for more  
information.

View our comprehensive Extrication Tool Fit Chart in the Reference Section at [Ziamatic.com](http://Ziamatic.com)

### Model QM-ET-H



Scan here  
for more  
information.

Comprised of four components that can be arranged in various ways to fit many hydraulic cutter, spreader, and combination tools.

The tool lays firmly on a flat surface, held down by gravity. Great for use in bumper “coffin” compartments.

To adjust for your specific tool, simply position the base components snugly around the tool’s cylinder, then slide the upper components along the blades/jaws to secure the tool in place.

#### Reference Manual 3095PM6

MODEL	DESCRIPTION	WT./@ IN LBS.	PRICE LIST PAGE NO.
QM-ET-H	Horizontal ext. tool holder	3.4	22

### Model QM-ET-H2



Scan here  
for more  
information.

This version of our **Horizontal Extrication Tool Holder** features more versatile blade end components with a slimmer profile and a heavy-duty nylon strap on the cylinder components to keep the tool secured tightly in place.

#### Reference Manual 3095PM7

MODEL	DESCRIPTION	WT./@ IN LBS.	PRICE LIST PAGE NO.
QM-ET-H2	Horizontal ext. tool holder with strap	2.45	22

### Model QM-ET-H3



Designed for the horizontal mounting of cutters, spreaders, and combis with grip handles that wrap completely around the tool body.

Consists of four heavy-duty aluminum components - one cradle, one strap bracket, and two tip brackets. Mounts to virtually any flat surface. Great for use in bumper “coffin” compartments and other spaces where storage height is restricted.

Scan here  
for more  
information.



#### Reference Manual 3095PM9

MODEL	DESCRIPTION	WT./@ IN LBS.	PRICE LIST PAGE NO.
QM-ET-H3	Horizontal ext. tool holder for wrap-around handles	1.70	22



Secure up to four extrication tools in minimal space with this easy-to-use rotating platform.

Adjustable mounting brackets accommodate most brands of cutter, spreader, and combination tool - both hydraulic and electric.

Simply press down on the yellow paddle to disengage the lock and rotate the turntable to access the tool you need. Turntable safely locks into place after each 90-degree rotation for quick and safe tool retrieval.

To replace one of the four standard tool brackets with a ram bracket (see below right), order Model QM-MEH-1-R.



## Reference Manual 3095PM16

MODEL	DESCRIPTION	WT./@ IN LBS.	PRICE LIST PAGE NO.
QM-MEH-1	Multiple extrication tool holder	54.0	22
QM-MEH-1-R	Multiple extrication tool holder w/ram option	54.0	22
QM-MEH-2-R	Multiple extrication tool holder w/2 ram option	54.0	22
QM-MEH	Multiple extrication tool holder - tower & table only	48.0	22



For MEH-1  
Scan here for  
more information.



For MEH-1-R &  
MEH-2-R  
Scan here for  
more information.

# HAVE A QUESTION ABOUT A PRODUCT OR SERVICE?

REACH OUT  
TO US TODAY. ►



**800-711-FIRE**







Model UHH-1



Scan here for  
more information.



Model UHH-2



Scan here for  
more information.

### An Economical Way to Stay NFPA Compliant


ZICO's **helmet holders**, Models UHH-1 and UHH-2, safely hold traditional, contemporary, and wildland style helmets and may be mounted either horizontally or vertically. To secure, place the helmet against the mount, pull the strap up and over the crown, and then hook the strap's "D" ring to the mount. Removing the helmet is as simple as unhooking the "D" ring and sliding the strap back down.

The UHH-1 is designed to work with most helmet styles and sizes.

The UHH-2 is designed especially for most helmets with ratcheting adjustment assemblies that protrude below the helmet itself.


Note: Mounting hardware not included.

To view a video, visit [www.ziamatic.com](http://www.ziamatic.com)



### Reference Manual 5005PM5

MODEL	DESCRIPTION	WT./@ IN LBS.	PRICE LIST PAGE NO.
UHH-1	Helmet holder	1.0	30
UHH-2	Helmet holder for helmets with ratcheting assemblies	1.3	30
5005-300-103	Strap only	.4	30



The popular, economical choice for securing virtually anything!



Cylinder Mounting System  
"Base Only"  
Scan here for  
more information.



Cylinder Mounting System  
"Complete"  
Scan here for  
more information.

Our **QUIC-STRAP** lineup keeps tools and equipment securely in place at a fraction of the cost of conventional mounting options. Mix and match from a wide selection of sizes and styles to meet your vehicle and boat mounting needs.

- Straps are thick, UV-resistant, all-weather nylon
- Hook & loop closure provide quick and easy access
- Straps double back on themselves through the "D" ring or footman's loop, maximizing their extraordinary holding power
- Simple to install - templates are included

The **QUIC-STRAP** system is comprised of three distinct subsystems:

## • **Cylinder System**

- Mount SCBA and SCUBA cylinders, oxygen tanks, fire extinguishers, water cans, water coolers, flare containers, and other cylindrical items.

## • **Utility Mounting System**

- Retain hose, tools, stokes baskets, hard and soft sleeves, nozzles and fittings, extrication equipment, appliances, rope, electric cables, traffic cones, foam containers, and hundreds of other items inside or outside the vehicle.

## • **Specialty Application System**

- Straps designed with specific functions in mind.



Cylinder straps on  
a flare container



Utility straps securing jacks



Specialty straps

Parts listed here may be used in conjunction with cylinder or utility system straps. Their specific function or use will be explained under the appropriate system.

**Reference Manual 3099PM1**

MODEL	DESCRIPTION	WT. IN LBS.	PRICE LIST PAGE NO.
ABM1000002	Aluminum base mount extrusion	.3/ea.	26
ABM-1	Aluminum base mount extrusion with "D" rings	.4/ea.	26
FL-1	1" Footman's loop, SZP	.1/ea.	26
FL-1-SS	1" Footman's loop, SS	.1/ea.	26
CPFL000003	2" Footman's loop, SZP	.1/ea.	26
FL-2-SS	2" Footman's loop, SS	.1/ea.	26
CPTG000001	Tri-glide, Delrin	.1/ea.	26
CPDR000002	"D" Ring, S/S, 1 pair	.1/pr.	26

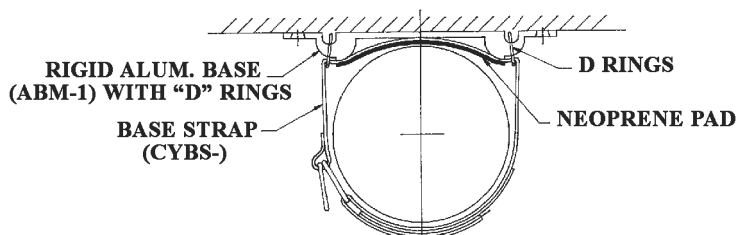


Scan here for more information.

**QUIC-STRAP™ Cylinder System**

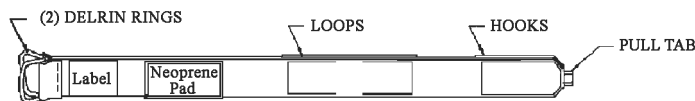
Available for any cylindrical item from 4" to 9" diameter (Circumference range of 12" to 29"). Larger straps are available on special order for cylinders up to 13-1/2" (circumference of 43").

**MOUNTING SURFACE**



**Complete System (CYBM-)** - Comprised of one 2" wide base strap (CYBS-) plus one aluminum base mount with "D" rings (ABM-1). One CYBM- unit will retain one cylinder. Two units should be used with a cylinder if the base is unsupported, or if the weight of the cylinder exceeds 50 pounds or three-feet in length. Three units are suggested if the cylinder weight exceeds 100 pounds or four-feet length.

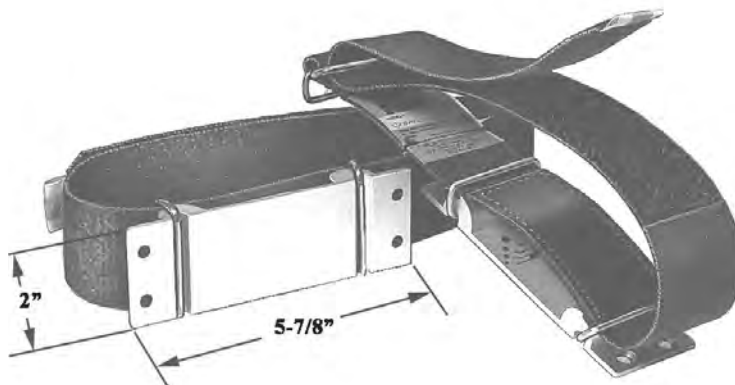
**Base Strap (CYBS-)** - Neoprene pad on strap holds cylindrical item in place. Used in conjunction with ABM-1 extrusion to make a complete mounting unit (CYBM-).



Cylinder Mounting System  
"Base Only"  
Scan here for more information.



Cylinder Mounting System  
"Complete"  
Scan here for more information.



Shown: Two CYBM units




Cylinder straps retaining various fire extinguishers and water-cans.

Cylinder straps may also be used with SCBA or other cylindrical items.

## Reference Manual 3099PM1

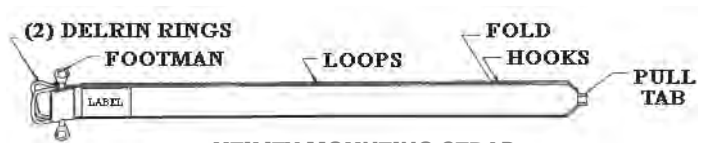
MODEL	FOR ____-INCH CYLINDER DIAMETER	FOR ____-INCH CIRCUMFERENCE RANGE	SUGGESTED USES	WT/@ IN LBS.	PRICE LIST PAGE NO.
CYBS-1213-40-11 CYBM-1213-40-11	4	12-13	"B" cylinder 3.3 dia. x 16" "D" cylinder 4.2" dia. x 20" "E" cylinder 4.2" dia. x 30" Amerex 2-1/2# Halon Amerex 2-1/2# Dry Chem.	.2 .6	26 26
CYBS-1315-45-11 CYBM-1315-45-11	4-1/2	13-15	Amerex #5 Nitrous oxide cylinder 2#	.2 .6	26 26
CYBS-1516-50-11 CYBM-1516-50-11	5	15-16	5" 30-40 cu. ft. SCUBA Amerex 5# Halon	.2 .6	26 26
CYBS-1618-55-11 CYBM-1618-55-11	5-1/2	16-18	5-1/2" SCBA cyl., 4500 PSI, 30 min. Nitrous oxide cylinder 5#	.2 .6	26 26
CYBS-1820-60-11 CYBM-1820-60-11	6	18-20	Amerex 5# Dry Chem. Igloo cooler 1/2 gallon Nitrous oxide cylinder 10#	.2 .6	26 26
CYBS-2123-70-11 CYBM-2123-70-11	7	21-23	6-3/4" SCBA cyl., 2216 PSI, 30 min. 6-3/4" SCBA cyl., 4500 PSI, 45 min. 7" SCBA cyl., 4500 PSI, 60 min. Standard 45-100 cu. ft. SCUBA cyl. "M" gas cylinder 7" dia. Amerex 10# Dry Chem. Amerex 2-1/2 gal. pressurized water	.2 .6	26 26
CYBS-2426-80-11 CYBM-2426-80-11	8	24-26	Super 80-100 cu. ft. SCUBA cyl. 6-3/4" & 7" SCBA/back packs & regs. Gott cooler 1 gallon Ansul 20# Dry Chem. Stop Fire 20# CO <sub>2</sub>	.2 .6	26 26
CYBS-2627-85-11 CYBM-2627-85-11	8-1/2	26-27	Nitrous oxide cylinder 15 & 20#	.2 .6	26 26
CYBS-2729-90-11 CYBM-2729-90-11	9	27-29	"G" & "H" gas cyl. 8-1/2" & 9" dia. Amerex 9 & 13# Halon Igloo cooler 1 gallon	.3 .7	26 26

The Utility Mounting System may be used to secure virtually any item. Two types of 2" wide straps are available, and each comes with one 2" footman's loop for mounting:



**UTILITY MOUNTING STRAP  
FIXED**

**Fixed Strap (UMFS)** - Available in two-inch increments from 3" to 25" L. Straps are typically used in conjunction with variable straps. Length measured from inside of "D" ring to inside of "D" ring.



**UTILITY MOUNTING STRAP  
VARIABLE**

**Variable Strap (UMVS)** - Five sizes are available with an adjustment range of 5" to 44" L. May be used alone, with one additional footman, or in conjunction with a fixed strap. Length measured from inside of "D" ring to fold between loops and hooks.

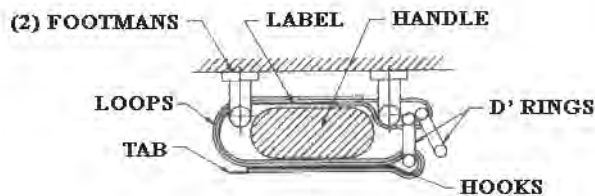
For UMFS  
Scan here  
for more  
information.



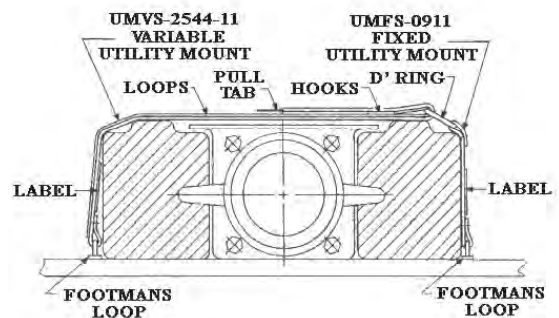
For UMVS  
Scan here  
for more  
information.



## Potential Configurations:



Variable strap used with an additional footman's loop. Strap secured to mounting surface by one footman. Second footman (sold separately) mounted on outside of item being secured. Use with axe or tool handles, nozzles, etc.



Variable strap used in conjunction with fixed strap. When used together the fixed strap should come to the top or slightly over the top of the item being secured.



## Reference Manual 3099PM1


MODEL	DESCRIPTION	WT. IN LBS.	PRICE LIST PAGE NO.
UMFS-0311	3" Fixed strap	.1/ea.	26
UMFS-0511	5" Fixed strap	.1/ea.	26
UMFS-0711	7" Fixed strap	.1/ea.	26
UMFS-0911	9" Fixed strap	.2/ea.	26
UMFS-1111	11" Fixed strap	.2/ea.	26
UMFS-1311	13" Fixed strap	.2/ea.	26
UMFS-1511	15" Fixed strap	.2/ea.	26
UMFS-1711	17" Fixed strap	.2/ea.	26
UMFS-1911	19" Fixed strap	.2/ea.	26
UMFS-2111	21" Fixed strap	.2/ea.	26
UMFS-2311	23" Fixed strap	.2/ea.	26
UMFS-2511	25" Fixed strap	.2/ea.	26
UMFSCS-0325-11	Complete set of 3" to 25" straps	2.0/set	26



## Reference Manual 3099PM1

MODEL	DESCRIPTION	BEST GRIP RANGE	WT. IN LBS.	PRICE LIST PAGE NO.
UMVS-0565-11	5 to 6-1/2" Variable strap	5.5 - 6.25"	.2/ea.	27
UMVS-0811-11	8 to 11" Variable strap	7.5 - 10.75"	.2/ea.	27
UMVS-1116-11	11 to 16" Variable strap	9.25 - 14.63"	.2/ea.	27
UMVS-1625-11	16 to 25" Variable strap	16 - 25"	.3/ea.	27
UMVS-2544-11	25 to 44" Variable strap	25 - 44"	.3/ea.	27
UMVSCS-0544-11	Complete set of 5 to 44" straps	---	1.0/set	27

For additional footman's loops, order model CPFL00003 or FL-2-SS. Sold in each.



Our popular straps are now available in a new 1" width!

The ideal choice for securing smaller equipment and closing off shelf slots, pass-throughs, and compartment cubby-holes.

**Features:**

- 1" wide heavy-duty, all-weather nylon construction
- A hook and loop closure system that provides extraordinary holding power for its size
- Flexible materials place more of the strap against even the most oddly-shaped tools and equipment, increasing surface area for a better, more reliable hold
- 360-degree grip range
- All-weather, UV-resistant
- Great for use on land, sea, and air
- More cost effective than conventional mounting systems

**Reference Manual 3099PM2**

MODEL	DESCRIPTION	WT. IN LBS.	PRICE LIST PAGE NO.
UMVS-1-10	10" Variable strap	.1	27
UMVS-1-14	14" Variable strap	.1	27
UMVS-1-18	18" Variable strap	.1	27
UMVS-1-22	22" Variable strap	.35	27
UMVS-1-26	26" Variable strap	.35	27

Each strap includes two 1" zinc Footman's Loops for mounting. Optional stainless steel Footman's Loops are also available.



Scan here for more information.

## FIXED SIDE STRAP

MODEL	DESCRIPTION	WT./@ IN LBS.	PRICE LIST PAGE NO.
FS-1-3	3" Fixed half	.15	27
FS-1-6	6" Fixed half	.15	27
FS-1-12	12" Fixed half	.15	27
FS-1-24	24" Fixed half	.15	27
FS-1-36	36" Fixed half	.20	27



Male Buckle



Female Buckle



Fixed side straps  
Scan here for  
more information.

These versatile buckle straps are great for hose beds, large tools, cribbing, coffin compartments, tool boxes, and more.

The fixed and variable sides can be mixed & matched to create whichever combination works best for your needs.

## Features:

- 1" wide heavy- duty, all-weather nylon construction.
- Black coated steel and plastic coated composite magnetic buckle is strong and simple to use. Held together, the female and male buckles are joined together.
- Release is easy to use with or without gloves. Just pull on the tab to release.
- Hardware included to mount to a surface up to 1/4 thick.

## VARIABLE SIDE STRAP

MODEL	DESCRIPTION	WT./@ IN LBS.	PRICE LIST PAGE NO.
VS-1-12	12" Variable half	.15	27
VS-1-24	24" Variable half	.15	27
VS-1-36	36" Variable half	.15	27
VS-1-48	48" Variable half	.20	27
VS-1-72	72" Variable half	.20	27

**Note: Order one fixed side (Models FS-1-) and variable side (Models VS-1-) to make a complete strap.**

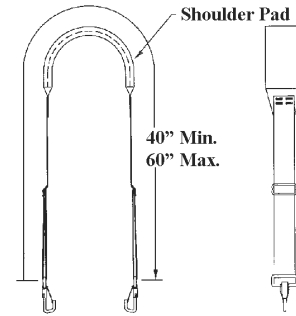


Variable side straps  
Scan here for  
more information.





In addition to the standard cylinder and utility mounting systems, we offer several pre-packaged specialty items.



**Shoulder Strap (SS-4800)** - Use in conjunction with two or three variable straps (length determined by circumference around pack) to transport high-rise hose packs.

May also be used with Axe/QUIC-BAR straps to transport hand tools and QUIC-BARS with built-in rings (see below).



Scan here for more information.



**Axe/QUIC-BAR straps (ABCS) -**

Two variable straps (one each UMVS-0811-11 and UMVS-1116-AB) secure a married axe and 30" Halligan-style tool. Optional shoulder strap (SS-4800) for carrying tools. Order complete carrying set as model ABCS.



Scan here for more information.



**6" Hard sleeve strap (SAHS-VS25-10)**

Secure at back of tray, pull over the hard sleeve, and secure at front of tray. Requires two 2" footman's loops (model CPFL000003); sold separately. See page 3-40.



Scan here for more information.

**Reference Manual 3099PM1**

MODEL	DESCRIPTION	WT./@ IN LBS.	PRICE LIST PAGE NO.
SS-4800	Adjustable shoulder strap	.3	27
SAHS-VS25-10	6" Hard sleeve strap	.1	27
ABCS	Axe/Bar carrying & shoulder straps	.6	27

## Multi-Carry Strap



Oversized snap hooks have built-in safety to prevent accidental release.

Designed for quick, hands-free transport of ventilation saws to roofs. The Multi-Strap can then safely secure the saw to roof ladder when not in use, preventing equipment from sliding off roof and striking personnel below. Strap can also be used by RIT teams to remove downed firemen and transport tools/equipment.

MODEL	DESCRIPTION	WT./@ IN LBS.	PRICE LIST PAGE NO.
MC-66	Multi-carry Strap	2.4	13



Scan here for  
more information.

## SURE-GRIP XL Equipment Holder



Firmly secure struts, jacks, rams, and more with these quick and easy-to-use brackets. When needed, simply release the strap and pull the equipment free.

The SURE-GRIP XL mount features a molded plastic base and all-weather hook & loop strap with a 2" to 4" grip range. Strap is available in yellow or black.

Base is made with moisture-resistant neoprene rubber that won't damage your equipment. Base is available in three sizes to meet your needs.

Small: 4" O.D., 2-3/4" I.D.

Medium: 5" O.D., 3-5/8" I.D.

Large: 6" O.D., 4-1/4" I.D.



Scan here for  
more information.

### Reference Manual 3085PM4

MODEL	DESCRIPTION	WT./@ IN LBS.	PRICE LIST PAGE NO.
SG-VM-EHS	Small base - black strap	1.9	19
SG-VM-EHS-Y	Small base - yellow strap	1.9	19
SG-VM-EHM	Medium base - black strap	2.6	19
SG-VM-EHM-Y	Medium base - yellow strap	2.6	19
SG-VM-EHL	Large base - black strap	3.1	19
SG-VM-EHL-Y	Large base - yellow strap	3.1	19



**Lifts and lowers an apparatus-mounted gas cylinder for quick and easy replacement, substantially reducing risk of injury to personnel.**

System is powered by a single electric actuator with a maximum lifting weight of 205 pounds. Actuator meets UL-1500 standard for ignition protection, requires 12VDC with 30 amp circuit, and is operated via a standard toggle switch. An optional hand-held switch is also available.

Actuator can be specified right or left of system to better fit your needs.

Actuator is backdriving, preventing an extended system from holding the full weight of the apparatus if the air suspension is lowered.

A locking safety latch secures the system when not in use.

Complies with SAE-J3043, AMD Standard 003 for oxygen tank retention systems, GSA KKK, OSHA, and insurance safety regulations when used as recommended.



**Raised**



Scan here for more information.



**Lowered**



For mounting of any “M” through “J” cylinder. Features an adjustable QR-MV Multiversal Bracket to accommodate the wide-range of cylinder sizes.

Basic device requires a mounting area of 18-1/8” W x 37-5/8” H x 12-3/4” D. Minimum door opening is 14”.

Operating latch is on the same side as the motor.

For optional hand held switch and replacement straps, see page 3-50..

To view a video, visit [www.ziamatic.com](http://www.ziamatic.com)



Scan here for more information.

## Reference Manual 3030PM10

MODEL	DESCRIPTION	WT./@ IN LBS.	PRICE LIST PAGE NO.
QR-OTSR-U	System with motor on right	117.0	15
QR-OTSL-U	System with motor on left	117.0	15
QR-OTSR-US	System with hand held switch	119.0	15
QR-OTSL-US	System with hand held switch	119.0	15
QR-MV-OTS	Bracket for QR-OTS-U	30.0	15
3030-155-105	Adapter plate for use with QR-MV bracket	12.0	15

## QUIC-RELEASE® Oxygen Tank Systems - For Aluminum M Cylinders

Ziamatic’s new Quic-Release Oxygen Tank System (OTS) is designed specifically for aluminum “M” cylinders and fit smaller compartments. This OTS lowers cylinders safely and quickly to floor level for easy replacement. It is powered by a single electric actuator meeting the UL-1500 Standard for Ignition Protection. The safety latch holds the unit firmly in place. The operating latch is on the opposite side of the motor. This unit is designed for use with the standard 36-3/8” L aluminum “M” cylinder only. It will not work with “M” cylinders shorter or longer than 36-3/8” L and it will not work with “G” or “H” cylinders.

The unit requires a 12 VDC with 30 amp circuit and is equipped with a back-driving actuator that prevents unit for holding weight of the apparatus if air suspension is lowered.

### AVAILABLE MOTORS:

MODEL	DESCRIPTION	WT./@ IN LBS.	PRICE LIST PAGE NO.
QR-OTS-MR-A	System for “M” cylinder - motor on right	93.0	15
QR-OTS-ML-A	System for “M” cylinder - motor on left	93.0	15
QR-OTS-MR-A-HHS	System with hand-held switch - motor on right	94.4	15
QR-OTS-ML-A-HHS	System with hand-held switch - motor on left	94.4	15
QR-HSS/B	Hand-held switch with bracket	1.4	14



Scan here for more information.



## Part Number 3030-135-135

Strap and buckle assembly

Standard strap provided with QR-MV brackets and the two outside straps on QR-OTS systems.



## Part Number 3030-135-138

Ratchet strap and buckle assembly

Quick-acting ratchet strap provided with QR-OTS systems since January 1, 2006. Straps holds the medical oxygen cylinder securely in place, yet release quickly and easily when the cylinder requires changing.



## Model QR-HHS/B

Hand-held switch may be ordered alone or with QR-OTS systems in place of the standard toggle switch. Mounting bracket provided.



## Hook Strap

Ziamatic's new Hook Strap makes securing cylinders easy with a new hook and cam buckle combination. Simply press on the cam buckle to loosen or tighten the heavy duty 2-inch strap.

Dimensions:

Strap: 2" x 40"

J Hook: 3 1/8" L

Cam buckle: 3" L



Scan here for more information about accessories.



Scan here for more information about the Hook Strap.

MODEL	DESCRIPTION	WT./@ IN LBS.	PRICE LIST PAGE NO.
3030-135-135	Strap and buckle assembly	.8	14
3030-135-138	Ratchet strap and buckle assembly	1.1	14
3030-137-147	Hook Strap with Cam Buckle	1.5	14
QR-HHS/B	Hand-held switch with bracket	1.4	14

**Are you doing enough to protect your personnel when they're exchanging heavy oxygen cylinders? Is your department short-staffed due to back strains, slipped discs, and other avoidable injuries?**

Keep your squad safe with a QUIC-LIFT Cylinder Lift - they transport, raise, and lower "M" through "J" oxygen cylinders so your personnel don't have to, keeping the cylinder secured through the entire exchange process..

Lifts are portable, allowing you to service all of your ambulances with a single unit. Each unit operates off of a rechargeable 12V battery (battery and charger are included).

To view a video, visit [www.ziamatic.com](http://www.ziamatic.com)



QR-CL



Scan here for more information.

## Reference Manual 3030PM11

MODEL	DESCRIPTION	WT./@ IN LBS.	PRICE LIST PAGE NO.
QR-CL	Complete cylinder lift	130.0	15

**\*Can be shipped via UPS.**

These 12-gauge steel, PVC-coated brackets are tough, durable and corrosion-resistant. Ideal for use in emergency and rescue vehicles, industrial plants, and hospitals. Mount to any flat surface.

**All units comply with SAE-J3043, AMD Standard 003 for oxygen tank retention, GSA KKK, OSHA, NFPA and insurance safety regulations when used as recommended.**

### Standard Fixed Brackets

Model QR-M retains "M" cylinders with 6-3/4" to 7-3/4" O.D.

**Reference Manual 3030PM2**

MODEL	DESCRIPTION	WT./@ IN LBS.	PRICE LIST PAGE NO.
QR-M	Bracket for "M" cylinder	†19.3	14



Scan here for  
more information.



### Multiversal Bracket

Bracket consists of two separate ends (base and retainer), each 14-3/8" L x 10-1/2" W x 8-5/8" H, and two strap support brackets. The base and retainer ends can be spaced apart to accommodate M, G, H, and J cylinders. Four heavy-duty web straps hold cylinders securely in place. Straps adjust to cylinder diameters of 6-3/4" to 11".

For replacement straps, see page 3-50.

Can be used alone or with QR-SA and QR-SAFD slide assemblies (see page 3-53).

**Reference Manual 3030PM1**

MODEL	DESCRIPTION	WT./@ IN LBS.	PRICE LIST PAGE NO.
QR-MV	Multiversal bracket	†17.3	14
QR-MV-2	Multiversal bracket with hook strap and Quick Release Gate	†17.3	14

†Indicates packaged weight of part.



Scan here for  
more information.



**Model  
QR-MV**



**Model  
QR-MV-2**

## Slide Assembly



Shown with QR-MV



Scan here  
for more  
information.

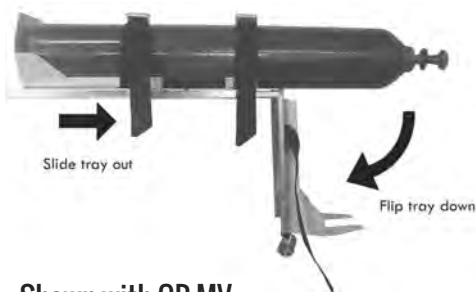


Ideal for use under bench or squad seats in ambulance and rescue vehicles. The fast acting latch system allows the cylinder to be pulled partially out for recharging or all the way out for replacement. The 2-part assembly is made of 12-gauge zinc-plated steel and measures 50" long x 9-1/4" wide x 1-1/8" high. For use with either model QR-M-2 or QR-MV brackets (sold separately, see page 3-52).

### Reference Manual 3030PM13

MODEL	DESCRIPTION	WT./@ IN LBS.	PRICE LIST PAGE NO.
QR-SA	Slide assembly	27.1	14

## Slide Assembly with Hinge



Shown with QR-MV



Scan here  
for more  
information.

The QR-SAFD mounts easily under ambulance bench seats or any other appropriate horizontal compartment and eliminates the need to raise a heavy cylinder up and over the edge of the cylinder bracket.

To switch cylinders, flip the latch and slide the tray out. Release the hinge to drop the top half of the bracket 90 degrees and out of the way. Slide in the new gas cylinder. Once cylinder is secured, lock bracket back into stored position and slide into the compartment.

For use with QR-MV cylinder bracket (sold separately, see page 3-52).

### Reference Manual 3030PM17

MODEL	DESCRIPTION	WT./@ IN LBS.	PRICE LIST PAGE NO.
QR-SAFD	Slide assembly with hinge	35.0	14

## Easy Operating Slide Assembly



Scan here for  
more information.

The tray mounts under the bench seat. Flip the latch and slide the tray out of the compartment. After the slide clears the cabinet door, continue to pull the tray out until it latches, then lower the end of the slide to ground level for easier changing of oxygen cylinders.

For use with any of the gas cylinder brackets on page 3-52 (sold separately).

### Reference Manual 3030PM6

MODEL	DESCRIPTION	WT./@ IN LBS.	PRICE LIST PAGE NO.
QR-SOFD-2	Easy Operating Slide Assembly	45.0	14



### Standard "D" Cylinder Bracket with Strap



This heavy-duty stainless steel bracket secures standard "D" gas cylinders. Simply place cylinder in the bracket and hold it in place with the strap provided. Bracket has four holes for mounting. Complies with SAE-J3043.

4-3/4" L x 4-3/8" W x 16-5/8" H

Scan here  
for more  
information.



MODEL	DESCRIPTION	WT./@ IN LBS.	PRICE LIST PAGE NO.
QR-D-1	Bracket with Strap for "D" Cylinders	4.1	15


Note: Not for use with jumbo "D" cylinders.

### Strapless "D" Cylinder Brackets

- No straps. No hassles.
- Fast, simple, and self-locking - because every second counts
- Secures standard, jumbo, and steel "D" gas cylinders
- Accommodates most regulators
- Backspring ensures snug fit and virtually no rattling
- Durable stainless steel construction
- Easier to clean and disinfect - no fabric to harbor bloodborne pathogens
- Mounts solo or side by side
- Dimensions make it easy to retrofit

QR-D-2/H configured for horizontal mounting with reduced rattling.

For strapless "E" Cylinder Bracket, see page 3-55



### Reference Manual 3030PM14 & 3030PM15

MODEL	DESCRIPTION	WT./@ IN LBS.	PRICE LIST PAGE NO.
QR-D-2	Strapless "D" bracket	5.8	15
QR-D-2/H	Horizontal strapless "D" bracket	5.8	15



Complies with SAE-J3043, AMD standard 003 for oxygen tank retention, GSA KKK, OSHA, NFPA, and insurance safety regulations when used as recommended

Scan here  
for more  
information.





## Features:

- Fast, simple, and self-locking - because every second counts.
- Adjustable bracket secures virtually all standard and steel “E” cylinders.
- Accommodates most regulators.
- Backspring ensures snug fit and virtually no rattling.
- Easy to clean - no fabric to harbor bloodborne pathogens.
- Durable stainless steel construction.
- Mounts vertically solo or side by side.
- Dimensions make it easy to retrofit.

Scan here  
for more  
information.



QR-E-1/H configured for horizontal mounting with reduced rattling.

Complies with SAE-J3043, AMD standard 003 for oxygen tank retention, GSA KKK, OSHA, NFPA, and insurance safety regulations when used as recommended.

## Reference Manual 3030PM16

MODEL	DESCRIPTION	WT./@ IN LBS.	PRICE LIST PAGE NO.
QR-E-1	Strapless “E” cylinder bracket	5.8	15
QR-E-1/H	Horizontal strapless “E” bracket	5.8	15

# QUIC-RELEASE® Fire Extinguisher Holder - 5 lb.

Safely store a **5 lb. fire extinguisher** inside or outside of the crew area with this SAE-J3043 compliant bracket. Tested to hold strong against a massive 39G force!

- Two-piece, adjustable bracket safely secures one 5 lb. fire extinguisher
- Designed specifically for use in ambulances and other moving vehicles
- Quick-release buckle allows for fast and easy access
- Easy to clean and disinfect stainless steel—no fabric to harbor bloodborne pathogens
- Mounts horizontally or vertically to any flat surface

Complies with SAE-J3043, AMD Standard 003, NFPA, and GSA KKK specifications when used as recommended.

Complies with OSHA and insurance safety regulations.

## Reference Manual 3030PM25

MODEL	DESCRIPTION	WT./@ IN LBS.	PRICE LIST PAGE NO.
QR-FEH-1-A	Bracket for Amerex B500	3.0	14
QR-FEH-1-B	Bracket for Badger 5MB-6HB	3.0	14
QR-FEH-1-K	Bracket for Kidde Pro Series 340	3.0	14



Scan here for  
more information.



## QUIC-MOUNT™ Multi-Position Ladder Mounting Set



**Model LMS**

Mounting bracket set for multi-position ladders (Little Giant, Werner, Gorilla, etc). Model LMS consists of ASB-7.5 angle support brackets (left and right) and one model LHA ladder handle assembly.

Angle support brackets are 7-1/2" L x 1-1/2" W x 3-1/2" H. Model LHA adjusts from 6" to 7-1/2" (depth of ladder to top of rung).



**Model LHA**

MODEL	DESCRIPTION	WT./@ IN LBS.	PRICE LIST PAGE NO.
ASB-7.5	Angle support brackets (left & right)	.7	23
LHA	Ladder handle assembly	1.7	23
LMS	Ladder mounting set	2.4	23



Scan here for  
more information.

## QUIC-MOUNT™ Combination Ladder Mounting Set




Mounting bracket set for Alco-Lite brand combination ladder. Model CLMB consists of ASB-7.5 angle support brackets (left and right), one model UMVS-1116-11 variable strap with footman's loop and an extra model CPFL000003 footman's loop.

MODEL	DESCRIPTION	WT./@ IN LBS.	PRICE LIST PAGE NO.
CLMB	Combination ladder mounting bracket	.9	23



Scan here for  
more information.




Rugged, high-tensile aluminum alloy brackets securely hold a folding ladder while requiring minimal space on fire and emergency vehicles. Sold in sets of two.

A spring-loaded handle provides positive locking action to assure that folding ladder remains secure when vehicle is in motion. To release, the handle is simply pulled straight out and turned to one side. Brackets are available with a powder-coated finish for the following folding ladders:

**Model FLB:** For use with Duo-Safety Series 585-A  
**Model FLBA:** For use with Alco-Lite Model ALP-080

Mount vertically or horizontally



Reference Manual 3090PM1

Scan here  
for more  
information.



MODEL	DESCRIPTION	WT./SET IN LBS.	PRICE LIST PAGE NO.
FLB	Bracket - 3" D x 1-13/16"	2.0	20
FLBA	Bracket - 2-3/16" D x 1-1/2"	2.3	20

## QUIC-MOUNT™ Unistrut Mount Kit




This set of two rectangular, cast aluminum brackets allows the mounting of our popular folding ladder brackets, variable tool mounts, pike pole mounts and more to a 1-5/8" uni-strut (hardware and uni-struts not included).

For hard sleeve mounting, see page 2-15.

Scan here  
for more  
information.



MODEL	DESCRIPTION	WT./SET IN LBS.	PRICE LIST PAGE NO.
USM-U	Universal unistrut mount kit	2.1	21



**System mounted over compartments**



**System lowered for easy ladder removal**

At the flip of a switch, our **QUIC-LIFT Ladder Access Systems** lower standard aluminum ladders to a convenient height for safe & easy retrieval, reducing risk of strains and other common injuries.

Ladders remain close to the apparatus when lowered for better operation in tight spaces.

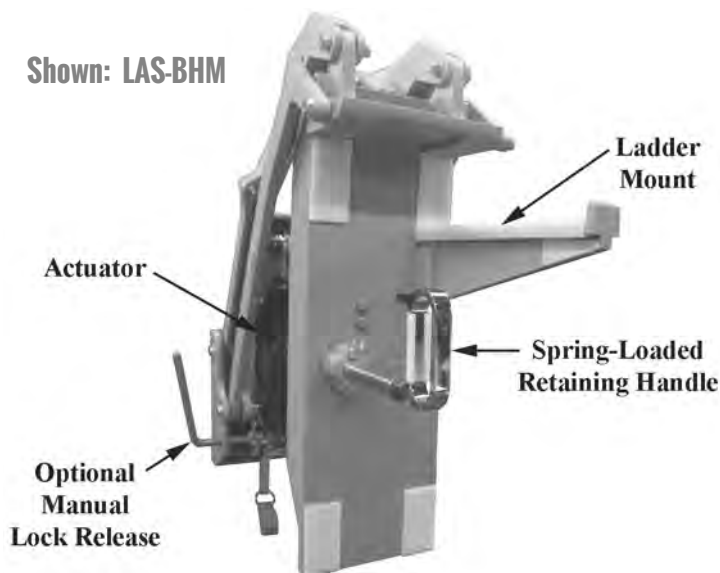
NFPA compliant. A Flashing Light Kit provides a visual signal when the system is out of the stored position.

An optional locking system is recommended when consistently dealing with rough terrain, such as railroad tracks, or when mounting a hard sleeve tray to the unit (see page 3-63).

To mount a hard sleeve above the ladders: order one set LAS-FLB, one set HSS-TMC, one HSS-SAT-10, and one set HSS-TMH (see pages 2-15 & 3-64).

To mount folding ladders, pike poles, and other accessories, see page 3-64.

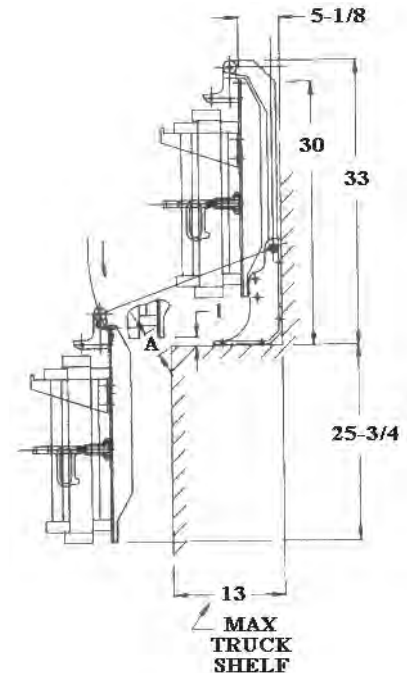
**Shown: LAS-BHM**



#### Ordering Your LAS System

When ordering, please be prepared with the following information:

1. Manufacturer of ladders to be mounted
2. Model numbers of ladders to be mounted
3. Length of each ladder
4. Fire department name, city, and state



- Lowers ladders and accessories 31 inches from their stored position
- Can be mounted to a horizontal and/or vertical surface
- Powered by two high-cycle 12V electric actuators
- Castings are solid, heavy-duty, powder-coated cast aluminum
- 300 lb. maximum load

To mount a hard sleeve above the ladders: order one set LAS-FLB, one set HSS-TMC, one HSS-SAT-10, and one set HSS-TMH (see pages 2-15)

An optional locking system is recommended when consistently dealing with rough terrain, such as railroad tracks, or when mounting a hard sleeve tray to the unit (see page 3-63).

## Reference Manual 3097PM1

MODEL	DESCRIPTION	WT./SET IN LBS.	PRICE LIST PAGE NO.
LAS	Basic unit	132.0	24
LAS-775	Complete unit with 7-3/4" ladder support	138.0	24
LAS-975	Complete unit with 9-3/4" ladder support	138.0	24
LAS-1200	Complete unit with 12" ladder support	138.0	24
3097-250-000	1-1/2" Spacers - set of 4	9.4	24



**Note:**  
In some cases, part number 3097-250-000 spacer set will be required. In these instances, the overall mounting height will be 34-1/2".

Scan here  
for more  
information.





Our popular **LAS** design upgraded with two self-contained 12V hydraulic actuators. Hydraulic actuators provide a more even, parallel raising & lowering motion, with a half-second difference on average between the two ladder arms vs. a two second difference on average with standard electric actuators.

Hydraulic actuators last longer and handle load more efficiently, slowing down or speeding up to compensate for their partner.

- Lowers ladders and accessories 31 inches from their stored position
- Can be mounted to a horizontal and/or vertical surface
- Castings are solid, heavy-duty, powder-coated cast aluminum
- 300 lb. maximum load



Scan here for more information.

To mount hard sleeve above the ladders: order one set LAS-FLB, one set HSS-TMC, one HSS-SAT-10, and one set HSS-TMH (see pages 2-15 & 3-64).

An optional locking system is recommended when consistently dealing with rough terrain, such as railroad tracks, or when mounting a hard sleeve tray to the unit (see page 3-63).

**Note:** In some cases, part number 3097-250-000 spacer set will be required. In these instances, the overall mounting height will be 34-1/2”.

For accessory items, see pages 3-63 - 3-65.

## Reference Manual 3097PM19

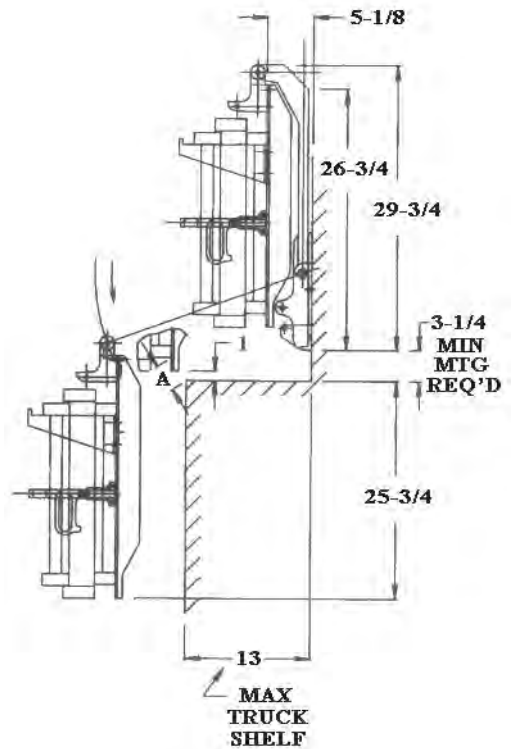
MODEL	DESCRIPTION	WT./SET IN LBS.	PRICE LIST PAGE NO.
LAS-HA2	Basic unit	107.4	24
LAS-HA2-775	Complete unit with 7-3/4” ladder support	114.0	24
LAS-HA2-975	Complete unit with 9-3/4” ladder support	115.1	24
LAS-HA2-1200	Complete unit with 12’ ladder support	116.5	24



Our **Bulkhead Ladder Access System** mounts directly to the wall of your apparatus, freeing up the shelf below for storage of high-rise packs, folding ladders, pike poles, and other equipment. A backing plate should be used to distribute the load across the mounting surface.

- Lowers ladders and accessories 31" from their stored position
- Can be mounted to a vertical surface only
- Powered by two high-cycle 12V electric actuators
- Castings are solid, heavy-duty, powder-coated cast aluminum
- 300 lb. maximum load

To mount a hard sleeve above the ladders: order one set LAS-FLB, one set HSS-TMC, one HSS-SAT-10, and one set HSS-TMH (see pages 2-15 & 3-63).




Scan here for more information.

## Reference Manual 3097PM1

MODEL	DESCRIPTION	WT./SET IN LBS.	PRICE LIST PAGE NO.
LAS-BHM	Basic system less ladder mount	126.0	24
LAS-BHM-775	Complete unit with 7-3/4" ladder support	128.0	24
LAS-BHM-975	Complete unit with 9-3/4" ladder support	128.0	24
LAS-BHM-1200	Complete unit with 12" ladder support	128.0	24

For accessory items, see pages 3-54 to 3-56.





**LAS-XT** combines the popular, time-tested LAS design with a new, patented cable and pulley system capable of raising and lowering ladders an amazing 36 inches for quick, safe, and easy retrieval. A great choice for apparatus with high shelves or departments with shorter personnel.

- Lowers ladders and accessories 43 inches from their stored position. 12 inches more than our standard models.
- Can be mounted to a horizontal and/or vertical surface
- Powered by two self-contained 12V hydraulic actuators - providing a more parallel, even raising & lowering motion
- Castings are solid, heavy-duty, powder-coated cast aluminum
- 300 lb. maximum load

To lower pike poles, folding ladders, a hard sleeve, and other accessories with your ladders, order the LAS-XT-AB accessory bracket.

To mount a hard sleeve above the ladders: order one set LAS-FLB, one set HSS-TMC, one HSS-SAT-10, an one set HSS-TMH (see pages 2-15 & 3-63).




Scan here for  
more information.

**Reference Manual 3097PM18**

MODEL	DESCRIPTION	WT./SET IN LBS.	PRICE LIST PAGE NO.
LAS-XT	Basic unit	142.0	24
LAS-XT-775	Complete unit with 7-3/4" ladder support	148.0	24
LAS-XT-975	Complete unit with 9-3/4" ladder support	148.0	24
LAS-XT-1200	Complete unit with 12" ladder support	148.0	24
3097-250-000	1-1/2" Spacers - set of 4	9.4	24
LAS-XT-AB	Accessory bracket	1.5	25



Scan here for more information.



The **Manual Locking System** must be released, by hand, prior to operating the control panel.

Note: If your system was delivered prior to 2014, you will require new base castings.

The **Electric Locking System** may be operated from a specially-designed control panel and comes complete with wiring and electrical components.

Serial number indicates year, month, and day of manufacture.

**Reference Manual 3097PM7 & 3097PM8**

MODEL	DESCRIPTION	WT./@ IN LBS.	PRICE LIST PAGE NO.
LLAS-MLS	Manual locking system for LAS-__	3.1	25
LLAS-ELS	Electric locking system for LAS-__	7.0	25
LLAS-BHM-MLS	Manual locking system for LAS-BHM	3.1	25
LLAS-BHM-ELS	Electric locking system for LAS-BHM	7.0	25
LLAS-XT-MLS	Manual locking system for LAS-XT	3.1	25
LLAS-XT-ELS	Electric locking system for LAS-XT	7.0	25

## Attach pike poles and folding ladders to your QUIC-LIFT System.

Pike pole mounting brackets may be attached directly to the inside arm castings (shown below), using pre-drilled and tapped holes. See page 3-13 for pike pole mounting brackets.

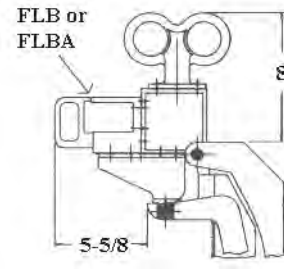
**For additional drawings, please visit our website**



**Model:  
PPMB-AA**



Scan here  
for more  
information.



To attach pike pole mounting brackets on the front side of the unit, you must order one set each of the LAS-FLB castings and the LAS-FLB/PPMB extrusions.

To attach the FLB or FLBA folding ladder bracket to the system, you will need one set of LAS-FLB castings. See page 3-49 for the folding ladder bracket.

To attach FLB, FLBA, or PPMB brackets to an LAS-XT system, and have them lowered with the ladder, you will need one set of LAS-XT-AB castings.

### Reference Manuals 3097PM1 & 3097PM18

MODEL	DESCRIPTION	WT./SET IN LBS.	PRICE LIST PAGE NO.
LAS-FLB	Bracket set	2.6	25
LAS-FLB/PPMB	Bracket set	1.5	25
LAS-XT-AB	Bracket set	6.0	25

## QUIC-LIFT® Access System Accessories - Flashing Light Kit

The NFPA requires flashing lights be mounted facing the front and rear of the apparatus and must continue to flash while the device is out of the stored position.

All new systems are now provided with flashing lights. Drilled and tapped holes have been provided on QUIC-LIFT systems shipped after January 1, 1997 to retroactively mount the light kits.



Scan here for  
more information.



MODEL	DESCRIPTION	WT./KIT IN LBS.	PRICE LIST PAGE NO.
LAS-FLK	Kit for LAS-__ systems	1.0	25
HLAS-FLK	Kit for HLAS systems	1.0	25
PTS-FLK	Kit for PTS systems	1.0	26



One 11 oz. aerosol can. Silver. May be used on any QUIC-LIFT system.

**Note:** May only be shipped by ground.

MODEL	DESCRIPTION	WT./@ IN LBS.	PRICE LIST PAGE NO.
SP-11	11 Ounce can	1.0	25



Scan here for more information.

## QUIC-LIFT® Access System Accessories - Ladder Guard Kit



Protects ladder rungs from wear and possible damage as a result of the locking handle's repeated contact with the rung.

Each kit contains one epoxy kit and two stainless steel guards.

MODEL	DESCRIPTION	WT./SET IN LBS.	PRICE LIST PAGE NO.
LAS-LGK	Ladder guard kit	1.0	25



**Model LAS-LGK Components**

Scan here for more information



# HAVE A QUESTION ABOUT A PRODUCT OR SERVICE?

**REACH OUT TO US TODAY.**



**800-711-FIRE**





Store your ladders horizontally over top of the apparatus, leaving more space for compartments below.

At the flip of a switch, system lowers to a comfortable height for safe and easy ladder retrieval, reducing risk of strains and other common injuries.

**New and improved! A stronger, beefier self-contained hydraulic cylinder is capable of sustaining a 500 lb. maximum load.**

Solid, heavy-duty powder-coated cast aluminum for years of trouble-free service.

NFPA compliant with built-in safety latch and flashing light kit that provides a visual signal when system is out of the stored position.

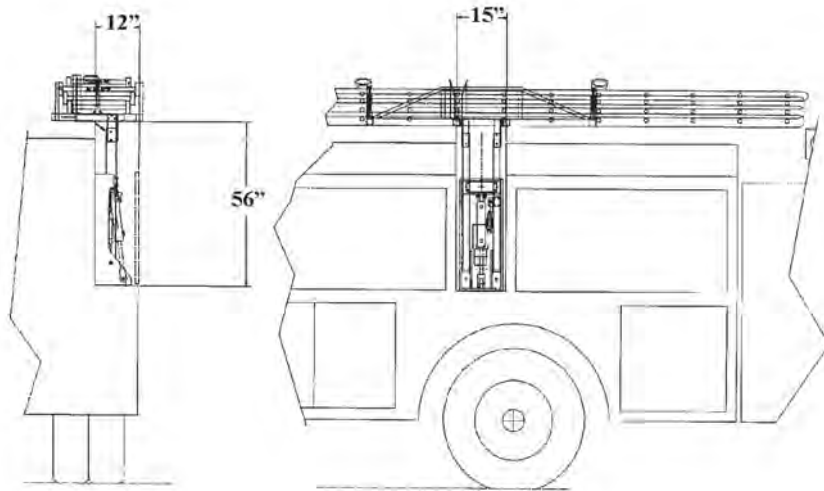


### Ordering Your HLAS System

When ordering, please be prepared with the following information:

1. Manufacturer of ladders to be mounted
2. Model numbers of ladders to be mounted
3. Length of each ladder
4. Fire department name, city, and state





Requires minimal space for mounting, allowing for more compartments in the side body.

For mounting of hard sleeves, pike poles, and other hand tools, see page 3-68.

## Reference Manual 3097PM6

MODEL	DESCRIPTION	WT./@ IN LBS.	PRICE LIST PAGE NO.
HLAS-975	Complete system for 9-3/4" ladder combination	240.0	25
HLAS-1200	Complete system for 12" ladder combination	240.0	25
HLAS-OS	Optional stop set for rack	4.0	25
HLAS-500-KIT	500 lb. Capacity conversion kit	28.0	25



Scan here  
for more  
information.



Stored ladders do not protrude past side of apparatus




Lowered ladders do not block access to compartments

## Optional Stop Set

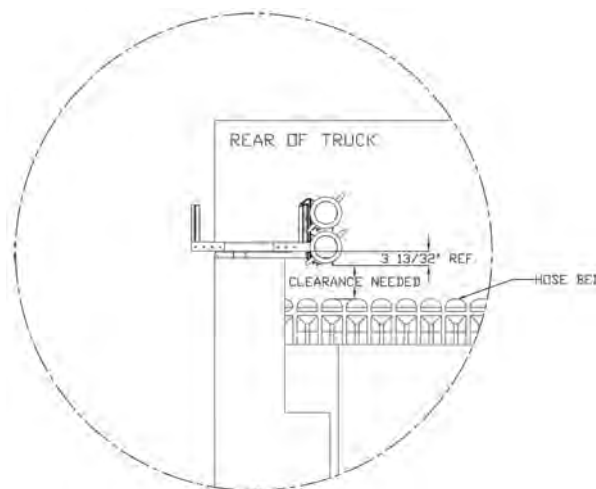


**Optional Stop** provides solid "lock up" of the HLAS system against the apparatus body. Castings may be cut to desired length and attached to the underside of the rack. Two rubber stops and all hardware provided.





Safely store one or two hard sleeves on top of the **Horizontal Ladder Access System**. Kits can be retrofitted onto already existing HLAS systems.



**Note:** When using these kits above a hose bed, clearance must be left between the top row of hose and the underside of the hard sleeve trays (see

MODEL	DESCRIPTION	WT./@ IN LBS.	PRICE LIST PAGE NO.
HLAS-HS-1KIT	Hard sleeve kit with 1 tray	26.6	25
HLAS-HS-2KIT	Hard sleeve kit with 2 trays	44.0	25
HSS-SAT-10	Single HLAS hard sleeve tray	17.4	25



Scan here for  
more information.

## QUIC-LIFT® Horizontal Ladder Access System - Pike Pole/Folding Ladder Kit



Mount pike poles and/or folding ladders to your HLAS. Kit includes two Mount Adapters and hardware. Folding ladder and pike pole brackets sold separately.

For Folding Ladder Brackets, see page 3-57  
For pike pole brackets, see pages 3-12 & 3-19



Scan here for  
more information.



MODEL	DESCRIPTION	WT./@ IN LBS.	PRICE LIST PAGE NO.
HLAS-FLB-VM	HLAS-FLB or pike pole mounting kit	2.9	25



The **Outside Arm Ladder System (OALS)** stores ladders horizontally over the top of the apparatus, allowing for more compartment storage in the side body below.

At the flip of a switch, the **OALS** raises and lowers the equipment for safe & easy retrieval, reducing the risk of strains and other common injuries.

Mounting to the end walls of the apparatus cabinetry, two powerful 8" hydraulic cylinders operate heavy-duty 2" x 4" boom arms. **New and improved - hydraulic cylinders now raise and lower ladders faster than ever before!**

NFPA compliant. A Flashing Light Kit provides a visual signal when system is out of the stored position.




Boom arms extend away from apparatus allowing access to compartments when system is in lowered position.

## Ordering Your OALS System

When ordering, please be prepared with the following information:

1. Manufacturer of ladders to be mounted
2. Model numbers of ladders to be mounted
3. Length of each ladder
4. Fire department name, city, and state





- Hydraulically-powered. Power unit set at 1500 PSI up and 2500 PSI down. Control and electrical panels are included.
- For additional safety, pneumatic power clamps automatically lock booms in place when returned to the fully-stored position (see left).
- Ladders and equipment extend away from the apparatus, allowing access to compartments even when system is in the fully-lowered position.
- 300 lbs. maximum load.

**OALS** racks can be custom-made to your specifications, please call 1-800-711-FIRE for more information.

For mounting of pike poles and other hand tools, see pages 3-12 & 3-19.

For mounting of folding ladders, see page 3-57.

Scan here  
for more  
information.



**Reference Manual 3092PM1**

MODEL	DESCRIPTION	WT./@ IN LBS.	PRICE LIST PAGE NO.
OALS	Basic system, less rack	475.0	24
OALS-R	Rack only	250.0	24
OALS-775	System for use with 7-3/4" ladder combination	725.0	24
OALS-975	System for use with 9-3/4" ladder combination	725.0	24
OALS-1200	System for use with 12" ladder combination	725.0	24
OALS-775-R	Rack only for 7-3/4" ladder combination	250.0	24
OALS-975-R	Rack only for 9-3/4" ladder combination	250.0	24
OALS-1200-R	Rack only for 12" ladder combination	250.0	24





**Made to order. Built to last.**

Available in 12", 15", and 18" widths.

Stores ladder parallel to the body.

Release the locking handle and pull the ladder out to a comfortable climbing angle.

The ladder automatically latches and will not retract until the scissor lock is raised.

Cast aluminum rungs have a flat, non-skid surface to provide traction and safety. Each step is 3" deep.

Handrails are 1-1/4" heavy-walled aluminum tubing, covered in a black, rough-grip powder coat.

Standard configuration has a two-rung fold-down section and a six-rung main ladder section. Other models available to fit many applications. Provide us with a rear-end dimensional print of your vehicle and we will design a ladder to meet your needs.

To view a video, visit [www.ziamatic.com](http://www.ziamatic.com)

Scan here  
for more  
information.



## QUIC-LADDER™ Swing Out & Down Vehicle Ladders

12" and 15" Widths: XX is replaced with either 12 or 15 depending on which width you desire

### Reference Manual 3096PM1


MODEL	DESCRIPTION	PRICE LIST PAGE NO.
RLxx-1-3	1 step fold-down & 3 step straight section	23
RLxx-1-4	1 step fold-down & 4 step straight section	23
RLxx-1-5	1 step fold-down & 5 step straight section	23
RLxx-1-6	1 step fold-down & 6 step straight section	23
RLxx-1-7	1 step fold-down & 7 step straight section	23
RL15-1-8*	1 step fold-down & 8 step straight section	23
RLxx-2-2	2 step fold-down & 2 step straight section	23
RLxx-2-3	2 step fold-down & 3 step straight section	23
RLxx-2-4	2 step fold-down & 4 step straight section	23
RLxx-2-5	2 step fold-down & 5 step straight section	23
RLxx-2-6	2 step fold-down & 6 step straight section	23
RLxx-2-7	2 step fold-down & 7 step straight section	23
3096-005-905	Rail retention kit	24
RL-IS	Indicator switch	24

\*Call for information on 12" version.

**18" Width:**

### Reference Manual 3096PM1


MODEL	DESCRIPTION	PRICE LIST PAGE NO.
RL-0-5	5 step straight section	23
RL-1-3	One step fold-down & 3 step straight section	23
RL-1-4	One step fold-down & 4 step straight section	23
RL-1-6	One step fold-down & 6 step straight section	23
RL-1-7	One step fold-down & 7 step straight section	23
RL-2-3	Two step fold-down & 3 step straight section	23
RL-2-4	Two step fold-down & 4 step straight section	23
RL-2-5	Two step fold-down & 5 step straight section	24
RL-2-6	Two step fold-down & 6 step straight section	24
RL-2-7	Two step fold-down & 7 step straight section	24
RL-2-8	Two step fold-down & 8 step straight section	24
RL-SR	Quic-Ladder splice rod	24
RL-TEB	Quic-Ladder top end bracket	24
RL-LED	Vehicle ladder light assembly	24



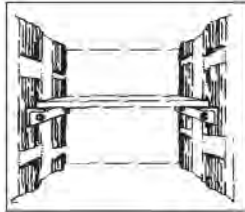
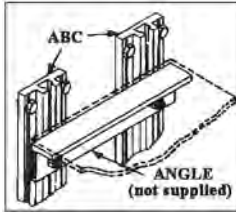
New! Illuminate your climb with our Vehicle Ladder Light Assembly. Sold each.

Brightness/Flux: 136 Lumens  
Color Temp: 5700K (Bright White)  
Average Life: 6000 Hours  
Wattage: 1.8W Max.

**Other configurations available.  
Contact ZICO for pricing.**



Model RL-TEB Top-End Brackets allow for mounting handrails into the side body rather than having them extend over top of the apparatus.



Adjustable channels let you add shelving and partition storage space. Designed for sturdy, long-term use in fire apparatus, ambulances, utility, and rescue vehicles.

The aluminum base channel can be bolted or welded to the walls, floor, or ceiling of the compartment. Available in 6-ft. lengths that can be cut to desired size.

MODEL	DESCRIPTION	WT./@ IN LBS.	PRICE LIST PAGE NO.
ABC-72	Adjustable base channel with hardware, 72" L x 2" W x 5/8" H	5.1	16

Scan here  
for more  
information.



## HAVE A QUESTION ABOUT A PRODUCT OR SERVICE?

**REACH OUT  
TO US TODAY.**



**800-711-FIRE**



**Zico**  
ZIAMATIC.COM  
SMARTER SOLUTIONS FOR  
FIRST RESPONDERS



Shown: Model SE-FD in rear of brush truck

Provide personnel with safe, comfortable seating.

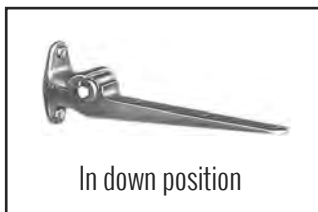
The spring-loaded bracket makes any unused bench seat fold up out of the way automatically. Bracket extends 4-1/4" from mounting surface when folded and 13" when extended.

Brackets are high-strength ductile iron castings. Two brackets are recommended for every three feet of bench seat.


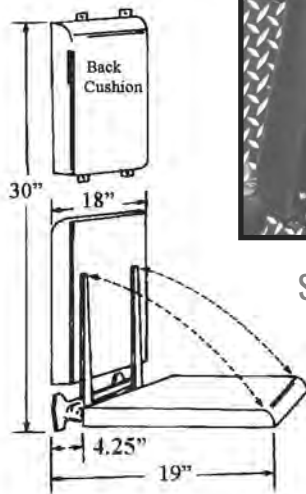
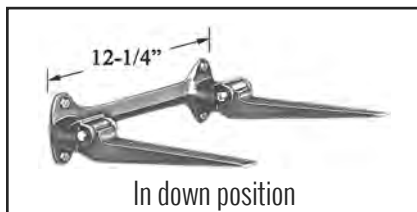
Available with heavy-duty, 48 oz. vinyl Prefixx finished seat and back rest cushions.

**NOTE:** Seat belts should always be worn when apparatus is in motion. Fold down brackets must be attached to mounting surface and sufficiently reinforced to support load.

**Model SE-FDB**



**Model SE-FD**




Shown: SE-FDB brackets under bench seat  
(Bench seat not available from Ziamatic)

Spring action allows seat to flip up out of the way



Scan here for more information.

MODEL	DESCRIPTION	WT./@ IN LBS.	PRICE LIST PAGE NO.
SE-FD	Fold down seat bracket	7.4	15
SE-FDC	Seat bracket/cushion - black	12.0	15
SE-FDCC	Seat bracket/seat & back cushions - black	17.8	15
SE-CH	Seat cushion/hardware - black	5.7	15
SE-CHMB	Back cushion/hardware & mounting brackets - black	5.8	15
SE-FDB	Single fold down bracket	3.2	15



### Features:

- Easily slide out if needed then tuck back out of the way when finished.
- Creates an optimal stepping distance below pump panels, hose beds, and more.
- May be retrofitted onto existing apparatus.
- Made from high-strength aluminum alloy and steel for maximum durability.
- Powder-coated and plated for corrosion resistance.

### Specs:

- 11" W x 5" D non-skid stepping surface.
- Step drops 8" when fully extended
- Sustains a static load of 500lbs.
- Meets NFPA requirements for slip resistance and static and load.
- Dimensions when fully retracted 11-5/8" x 16-1/4".

### Reference Manual 3094PM5

MODEL	DESCRIPTION	WT./SET IN LBS.	PRICE LIST PAGE NO.
PS-8-5	Pull-out step	9.8	22



Scan here for  
more information.

# HAVE A QUESTION ABOUT A PRODUCT OR SERVICE?

REACH OUT  
TO US TODAY. ►



800-711-FIRE




**Features:**

- Heavy-duty step slides out if needed then easily tucks away again.
- Creates an optimal stepping distance below pump panels, hose beds, and more.
- May be retrofitted onto existing apparatus.
- Made from high-strength aluminum alloy and steel for maximum durability.
- Zinc plated for corrosion resistance.
- Open diamond pattern stepping surface allows mud and debris to fall through for maximum traction and safety.

**Specs:**

- Four sizes available: 18", 24", 36", 48".
- 4-7/8" drop
- Sustains a static load of 500lbs.
- Meets NFPA requirements for slip resistance and static load.
- Only requires an area of 26.375" W x 15" D when in the stored position, making it simple to mount in most areas.

To view a video, visit [www.ziamatic.com](http://www.ziamatic.com)



**Reference Manual 3094PM3**

MODEL	DESCRIPTION	WT./@ IN LBS.	PRICE LIST PAGE NO.
MPOS-18	Manual vehicle step - 18" W	33.0	22
MPOS-24	Manual vehicle step - 24" W	36.0	22
MPOS-36	Manual vehicle step - 36" W	42.0	22
MPOS-48	Manual vehicle step - 48" W	48.0	22

Scan here  
for more  
information.





# HAVE A QUESTION ABOUT A PRODUCT OR SERVICE?

**REACH OUT  
TO US TODAY.**



**800-711-FIRE**

**Zico**  
ZIAMATIC.COM

**SMARTER SOLUTIONS FOR  
FIRST RESPONDERS**





**Features:**

VS-24-11 on fire apparatus (lights not included)



VS-24-9 under ambulance side door



- VS-24-11 has a larger stepping surface. VS-24-9 has a shorter drop height, making it ideal for ambulances and other smaller vehicles.
- Powered by a 12V electric actuator with a patented in-line locking mechanism to hold step rigidly in place.
- Step may be wired to the door interlock system to automatically extend when door opens and retract when door is closed.
- May be retrofitted onto existing apparatus.
- Low maintenance.
- Made from high-strength aluminum alloy and steel for maximum durability.
- Powder-coated and plated for corrosion resistance.

**Specs:**

- 24" W x 10-5/8" D non-skid stepping surface on the VS-24-11;
- 24" W x 8-3/8" D non-skid stepping surface on the VS-24-9.
- 10-1/2" drop on the VS-24-11; 7-5/8" drop on the VS-24-9.
- Sustains a static load of 500lbs.
- Meets NFPA requirements for slip resistance and static load.

**Improved Design!**

- Both models now standard with a self-contained, solid state, polarity-reversing motor controller - eliminating the need for a complex circuit and making step installation more 'plug & play'.
- Step now stops when sensing resistance/obstacles in its path, resulting in improved property damage prevention and reduced risk of injury.

MODEL	DESCRIPTION	WT./@ IN LBS.	PRICE LIST PAGE NO.
VS-24-11	Retractable vehicle step - 10-1/2" drop	76.0	22
VS-24-9	Retractable vehicle step - 7-5/8" drop	70.0	22
VS-24-SK	Retractable vehicle step replacement spring upgrade kit	.01	22



Scan here for  
more information.



## “The Fire Industry’s Most Popular Choc”

A strong, dependable wheel choc for use with tires up to 44” in diameter. Easily folds up and tucks away under the running board, providing you with increased safety in less space.

Features high-tensile strength aluminum construction, a large rear-opening hand grip, and a double row of rugged teeth that grip virtually any hard surface.

An “Easy-Grip” carrying handle protects fingers and makes transport/placement a breeze.

NFPA and SAEJ348 compliant and third-party tested. Each choc requires an area of only 6” H x 10-1/2” W x 20-3/8” D for storage.

Wildland adapter available for off-road applications (see page 3-80).




Scan here  
for more  
information.



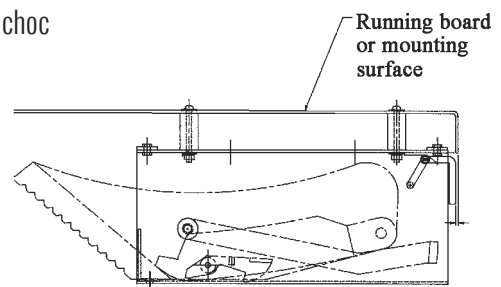
**Choc folds for  
convenient storage**

### Reference Manual 3025PM3

MODEL	DESCRIPTION	WT./@ IN LBS.	PRICE LIST PAGE NO.
SAC-44-E	Folding choc for up to 44” tire diameter, sold per each	20.9	13
SAC-44-E-Y	SAC-44-E choc - painted yellow	21.6	13
SQCH-44-H	Folding choc holder - horizontal, sold per each	4.6	15



Choc can be stored in horizontal holder under running board. Latch holds choc securely in place.





## One Choc. Two Applications.

**Easily convert your standard Folding Wheel Chocs for wildland firefighting.**

Folding Wheel Choc (sold separately, see page 3-71) slides easily into this NFPA compliant Wildland Adapter.

Ideal for use on dirt, loose gravel, and other off-road surfaces.

Conveniently store adapter under the running board with our aluminum horizontal holder (sold separately).



Choc with Wildland Adapter



Wildland Adapter with its horizontal holder

MODEL	DESCRIPTION	WT./@ IN LBS.	PRICE LIST PAGE NO.
SAC-44-WA	Wildland adapter for SAC-44-E Choc	4.0	13
SAC-44-WA-Y	Wildland adapter for SAC-44-E - painted yellow	3.3	13
SQCH-44-WAH	Horizontal holder for Wildland adapter	6.0	13

Scan here  
for more  
information.





	AC-1	AC-32	AC-32-Y
Height	6-1/2"	8-1/2"	8-1/2"
Width	6"	8"	8"
Length	11-3/4"	14-13/16"	14-13/16"
Weight (Lbs.)	3.7	7.5	7.5
Meets NFPA 1901-09		X	X
Horizontal holder Model #	QCH-1	QCH-32-H	QCH-32-H-Y
Vertical holder Model #	QCH-11	QCH-32-V	QCH-32-V-Y

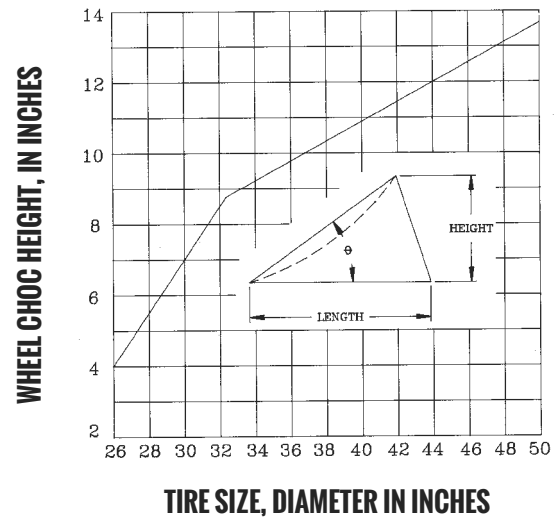
## Zico Wheel Chocs feature:

- High tensile strength aluminum construction
- A large rear-opening hand grip
- A double row of rugged teeth that grip virtually any firm surface
- NFPA compliant (excluding AC-1) and third-party tested
- Model AC-32 is SAE J348 compliant

## Reference Manuals 3025PM4 and 3025PM5

MODEL	DESCRIPTION	WT./@ IN LBS.	PRICE LIST PAGE NO.
AC-1	Medium choc	3.7	14
QCH-1	Medium choc holder - horizontal	2.2	14
QCH-11	Medium choc holder - vertical	1.9	14
QCH-2	Large choc holder - horizontal	3.3	14
QCH-22	Large choc holder - vertical	3.2	14
AC-32	Choc for up to 32" tire diameter	7.1	14
AC-32-Y	Choc for up to 32" tire diameter - yellow	7.1	14
QCH-32-H	AC-32 choc holder - horizontal	3.2	14
QCH-32-V	AC-32 choc holder - vertical	1.6	14
QCH-44-V	AC-44 choc holder - vertical	2.7	14
QCH-SL	Safety latch	.2	14

Choc height required for various tire diameters, per Society of Automotive Engineers:



**WARNING:** Undersized chocs may fail to properly restrain vehicle. The apparatus may either roll over or crush an undersized choc, potentially resulting in property damage, bodily injury, or death.

## Choc Holders



## Safety Latch



Model QCH-SL may be added to any ZICO horizontal holder.



Scan here for more information.



For use with up to 32" diameter tires.

## NFPA compliant for wildland firefighting.

Our popular, proven AC-32 wheel choc with an additional heavy-duty, toothed aluminum base plate.


Ideal for use on dirt, loose gravel, and other off-road surfaces.

Works with QCH-32-H and QCH-32-V standard choc holders for convenient storage.

Standalone aluminum base plate available for upgrading existing AC-32 chocs.



**AC-32-W  
Complete Assembly**



**Aluminum  
base plate**

### Reference Manual 3025PM4

MODEL	DESCRIPTION	WT./@ IN LBS.	PRICE LIST PAGE NO.
AC-32-W	Wildland compliant choc	11.4	13
AC-32-W-Y	Wildland compliant choc - yellow	7.1	13
3025-192-105	Aluminum base plate with hardware	4.4	13



Scan here for  
more information.

## TOOLS, SALVAGE & OVERHAUL

### **AXES**

4-2

Flathead &amp; Pickhead Axes

4-2

### **HALLIGANS**

4-3

QUIC-BAR® Forcible Entry Tools

4-3

### **HAMMERS**

4-4

Dead Blow Hammers

4-4

Double-faced Sledges

4-4

### **CUTTERS**

4-4 &amp; 4-5

Wire Cutters

4-4

Bolt Cutters

4-5

### **PIKES & HOOKS**

4-6, 4-7, 4-11

Pike Poles and Z Hook Tools

4-6, 4-7, 4-11

### **WRENCHES**

4-9

Universal Foam Container Wrench

4-8

Spanner Wrenches

4-9

### **SHOVELS & RAKES**

4-10

### **SMOKE EJECTOR HOLDERS**

4-11

### Straight Handles



Scan here  
for more  
information.

Drop-forged, heat-treated heads feature ground ends and tempered blades for nick resistance and a longer lasting edge. The 36" fiberglass **straight handles** resist breakage, heat, and moisture.

For mounting options, see pages 3-6, 3-15 & 3-17.

MODEL	DESCRIPTION	WT./@ IN LBS.	PRICE LIST PAGE NO.
FP-6	6# Flat head axe	8.8	29
AP-6	6# Pick head axe	8.9	29
AP-8	8# Pick head axe	11.7	29

### Contoured Handles



Scan here  
for more  
information.

Contoured fiberglass axe handles are shaped for maximum comfort and efficiency with bright yellow coloring for higher visibility and easier retrieval.

For mounting options, see pages 3-6, 3-15 & 3-17.

MODEL	DESCRIPTION	WT./@ IN LBS.	PRICE LIST PAGE NO.
FPC-6-E	6# Flat head axe with 36" contoured handle	8.8	29
APC-6-E	6# Pick head axe with 36" contoured handle	8.9	29

# HAVE A QUESTION ABOUT A PRODUCT OR SERVICE?

REACH OUT  
TO US TODAY.



800-711-FIRE



QUIC-BAR with ring  
Model SQB-36-CR



Model SQB-300-B



## Strong | Durable | Steel

These **QUIC-BAR Halligan-style tools** are made from alloy steel, providing high-tensile strength, hardness, and resilience for maximum power.

The tapered pike is ideal for forcing padlocks or driving into material to facilitate prying. The pry and wedge ends are narrower than other brands for faster, easier penetration. A greater width and curvature on the wedge provides powerful leverage for prying operations.

**QUIC-BAR tools** are easily coupled with an axe (sold separately) and reflective tape on handles makes the tool easy to locate in the dark.

Select models include built-in rings for a carrying strap - no additional clips required.

For mounting options, see pages 3-6, 3-12, 3-16 & 3-17.  
For set of irons carrying straps, see page 3-46.

MODEL	DESCRIPTION	WT./@ IN LBS.	PRICE LIST PAGE NO.
SQB-240-C	24" QUIC-BAR tool - chrome	10.0	27
SQB-240-B	24" QUIC-BAR tool - black	10.0	27
SQB-300-C	30" QUIC-BAR tool - chrome	11.1	27
SQB-300-B	30" QUIC-BAR tool - black	11.1	27
SQB-360-C	36" QUIC-BAR tool - chrome	12.4	27
SQB-360-B	36" QUIC-BAR tool - black	12.4	27
SQB-420-C	42" QUIC-BAR tool - chrome	13.4	27
SQB-420-B	42" QUIC-BAR tool - black	13.4	27

**Note:** QUIC-BAR tools with a three-digit model number (e.g. SQB-360-B) are constructed of two ends and a hex bar, swage-fit together and pinned for maximum strength and durability.



Scan here for  
more information.



## DEAD BLOW HAMMERS



Cross-Section



Scan here  
for more  
information.

Our shot-loaded heads produce the most complete dead blow effect (no rebound) ever offered for 30% more striking force than steel hammers. Head and rod are encased in a thick polyurethane covering that won't mushroom, delaminate, or mar struck surface.

MODEL	DESCRIPTION	WT./@ IN LBS.	PRICE LIST PAGE NO.
DBH-21	21 Oz. Dead blow hammer	1.3	29
DBH-26	26 Oz. Dead blow hammer	1.6	29
DBH-45	45 Oz. Dead blow hammer	2.8	29
DBH-53	53 Oz. Dead blow hammer	3.3	29
DBH-90	9 Lb. Dead blow hammer	9.0	29

## DOUBLE FACE SLEDGES



31" handle



24" handle



Scan here  
for more  
information.

Tough, durable sledges with molded-in ergonomic safety grip handles. For mounting options, see pages 3-5, 3-6 & 3-12.

MODEL	DESCRIPTION	WT./@ IN LBS.	PRICE LIST PAGE NO.
BD-8-ESG	8# Sledge with 31" handle	10.0	29
BD-10-ESG	10# Sledge with 31" handle	11.8	29
BD-12-ESG	12# Sledge with 31" handle	15.0	29
BD-8-24	8# Sledge with 24" handle	8.7	29
BD-10-24	10# Sledge with 24" handle	10.7	29

## Precision Wire Rope Cutters



Cuts 3/8" to 5/8" thick wire rope cleanly, without crushing or deforming the end of the wire, which is impossible to do with bolt cutters. Heads are made of drop-forged and fine-ground alloy steel. Handles are drop-forged aluminum with vinyl cushion grips that won't slip from your grasp.

The smaller HIT-HWC-6 cutters feature a spring action and locking mechanism, steel handles, and drop-forged fine ground steel head to easily cut through 1/4" thick wire rope.



Scan here for  
more information.



Model  
HIT-HWC-6

MODEL	OVERALL LENGTH	WIRE ROPE	PIANO WIRE	STEEL WIRE	ACSR CABLE	WT./@ IN LBS.	PRICE LIST PAGE NO.
HIT-HWC-6	7-3/4"	1/4"	3/32"	3/16"	---	.7	30
HIT-HWC-9	13-1/2"	3/8"	5/32"	15/64"	1/8"	1.6	30
HIT-HWC-12	20-1/2"	1/2"	3/16"	9/32"	1/4"	3.3	30
HIT-HWC-16	25-1/2"	5/8"	3/64"	11/32"	1/2"	5.3	30



## GENERAL PURPOSE (BLACK HEAD)

Suitable for medium-hard and soft bolts, rods, rivets, bars, chains, concrete rods, etc.

Cuts up to Brinell 370 - Rockwell C-40

Exceeds GGG-C-740d Federal Specs

MODEL	DESCRIPTION	CUTS MED. & SOFT	CUTS HRC-40	WT./@ IN LBS.	PRICE LIST PAGE NO.
HIT-450	18" General purpose bolt cutter	5/16"	1/4"	3.9	30
HIT-600	24" General purpose bolt cutter	3/8"	5/16"	6.4	30
HIT-750	30" General purpose bolt cutter	1/2"	11/32"	9.5	30
HIT-900	36" General purpose bolt cutter	5/8"	3/8"	14.5	30



Scan here  
for more  
information.

**Our bolt cutters are the  
highest industrial grade -  
SECOND TO NONE!**

## HI-TENSILE STEEL CUTTER (RED HEAD)

Specially heat-treated to cut harder material like chain links, high-tensile bolts, pre-stressed concrete wire, tempered spring steel wire, etc. Cuts up to Brinell 450 and Rockwell C-48

Exceeds GGG-740d Federal Specs

MODEL	DESCRIPTION	CUTS	WT./@ IN LBS.	PRICE LIST PAGE NO.
HIT-600-R	24" Hi-tensile bolt cutter	9/32"	6.4	30
HIT-750-R	30" Hi-tensile bolt cutter	5/16"	9.5	30
HIT-900-R	36" Hi-tensile bolt cutter	11/32"	14.5	30

For mounting options, see the  
SURE-GRIP Tool Mounts,  
Section 3.

Scan here  
for more  
information.



# Heavy-Duty Bolt Cutters



For mounting options, see the  
SURE-GRIP Tool Mounts, Section 3.



Scan here  
for more  
information.

With these Unibolt cutters, fire & rescue teams can easily cut through metal obstructions to release accident victims from entrapment. Designed with larger connecting arms between the jaws and handles to provide optimum leverage. Handles are press-fit to the connecting arms to eliminate any risk of the head coming loose during use.

MODEL	DESCRIPTION	WT./@ IN LBS.	PRICE LIST PAGE NO.
UCC-18	18" Bolt cutter	†4.0	29
UCC-24	24" Bolt cutter	†6.3	29
UCC-30	30" Bolt cutter	†8.2	29
UCC-36	36" Bolt cutter	†12.6	29

† Indicates packaged weight of part.



**Strong, economical plasticore poles get the job done!**

A heavy-duty plastic inner core assures that poles will not crack, splinter, warp, rot, or absorb moisture. The non-slip handle design provides a tight grip. Plasticorepoles are flame-resistant to 800°F, and remain strong to 60°F below zero.

Available with standard Malleable Pike Head (MPH-1) or ductile Ceiling and Wall Head (CWH-2). May be ordered with an aluminum “D” handle grip (ZDH-1) or steel Z-Combo Grip (Z-CG-1).

**NOTE:** All poles 10’ or longer must be shipped via motor truck.



MODEL	DESCRIPTION	WT./@ IN LBS.	PRICE LIST PAGE NO.
PCM-4	4’ Pole with MPH-1 pike head	3.9	28
PCM-6	6’ Pole with MPH-1 pike head	5.1	28
PCM-8	8’ Pole with MPH-1 pike head	6.4	28
PCM-10	10’ Pole with MPH-1 pike head	7.6	28
PCM-12	12’ Pole with MPH-1 pike head	8.7	28
PCM-14	14’ Pole with MPH-1 pike head	10.9	28
PCM-16	16’ Pole with MPH-1 pike head	12.1	28

For mounting options, see pages 3-5, 3-6 & 3-9.

Scan here for more information.



## Plasticore Pike Closet Hooks



**Perfect for narrow or confined spaces.**

Available with a Malleable Pike Head for pulling and pushing operations.

Tools are 32” overall in length with aluminum “D” or steel Z-Combo Grip handles. Other lengths available by special request.

For mounting options, see pages 3-5, 3-6 & 3-9.

MODEL	DESCRIPTION	WT./@ IN LBS.	PRICE LIST PAGE NO.
CH-32-PC	32” Closet hook with MPH-1 head	4.1	29

Scan here for more information.



ZICO provides a variety of replacement heads and “D” handles. Use 1-1/4” I.D. parts for plasticore poles and 1-1/2” I.D. parts for I-beam poles.



### Malleable Iron Pike Head

Model MPH-1. Long the industry standard for pulling and pushing operations. For 1-1/4” round poles.



### Pike Head Covers

Model MPH-PC. Protects both the firefighter and the pike head. Heavy-duty vinyl covers fit MPH-1 heads.



### “D” Handle Grip

Models ZDH-1. These tough, non-slip aluminum handles with a large hand opening improve any tool’s pulling and pushing efficiency.

**NOTE:** Butt grips not shown.  
May be ordered separately but come standard with plasticore poles.



Scan here for more information.

MODEL	DESCRIPTION	WT./@ IN LBS.	PRICE LIST PAGE NO.
MPH-1	Malleable pike head for 1-1/4” pole	1.8	29
ZDH-1	Aluminum “D” handle for 1-1/4” pole	1.1	29
MPH-PC	Protective cover for MPH & MPH-1	.2	29
PCG	Butt grip for plasticore pole	.2	29

See page 4-6 for assembled poles and closet hooks. “D” handles come standard on closet hooks. To add a “D” handle to other poles, add the appropriate model handle plus one Model HK-147 epoxy kit for plasticore poles and three kits for I-beam poles.

## Universal Foam Container Wrench



A raised handle allows for full 360° rotation without “skinning your knuckles”. This economically priced, light- weight, high-strength, aluminum wrench will open most foam containers with ease.

MODEL	DESCRIPTION	WT./@ IN LBS.	PRICE LIST PAGE NO.
UFCW	Universal foam container wrench	.3	30

Scan here  
for more  
information.



## REDCO Super Strength Spanner Wrenches

Super-strong, ultra-light, and totally non-sparking, **REDCO wrenches** are made with the same special anodized alloy aluminum used in the aerospace industry.

Folding pocket spanners fit up to 6” hose couplings. Extra wide pry end for forcible entry and gas shut-off are standard. Features a positive action auto-locking hinge. 1/2” W x 1-7/8” L gas shut-off designed for maximum leverage.



**Folds to 6-1/2”**



**Opens to 11-3/4”**

MODEL	DESCRIPTION	WT./@ IN LBS.	PRICE LIST PAGE NO.
FS-501-BR	Folding spanner with belt ring	.45	15

Scan here  
for more  
information.



Solid spanner wrenches fit up to 6” hose couplings.

Spanners are available with belt ring and/or Sure-Grip coating. Built-in gas cock shut-off is standard. Solid spanners are 12-1/2” long.

Optional “Sure-Grip” coating provides a durable non-slip surface that won’t get away from you. The bright color makes it easy to see.

MODEL	DESCRIPTION	WT./@ IN LBS.	PRICE LIST PAGE NO.
FS-502-BR	3-1/2” Spanner with belt ring	.55	15
FS-502-SGBR	3-1/2” Spanner with sure grip & belt ring	.55	15
FS-5026-SGBR	6” Spanner with sure grip & belt ring	.55	15

For mounting, see  
Model SW-MBA, page  
4-11.



**Model FSW**




— OPEN —

— CLOSED —



**Model FSW-1**



**SW-MBA mounting bracket**

ZICO spanner wrenches and mounts are constructed of light-weight, high-tensile strength aluminum. Wrenches fit any pin, rocker, or Storz couplings from one to four inches. Gas shut-off built into models FSW-1 and SWA.

FSW and FSW-1 have stainless steel pins and are easy to carry in bunker coat pockets.

SWA solid wrenches available standalone or as set of two with SW-MBSS mount.

SW-MBA bracket can be used with FS-502 and FS-5026 spanner wrenches on previous page.

## Dimensions:

Model FSW & Model FSW-1 (with built-in gas shut off and pry): Fold down to 5" and open to 9".

Model SWA solid wrench: 11-1/2" L x 2-1/2" H x 1-3/4" W

Model SW-MBA (bracket only): 7-3/4" L x 2-1/4" H x 4-1/2" W

Model SW-MBSS (bracket w/two solid wrenches): 11-1/2" L x 3-3/4" H x 4-3/4" W



Scan here for  
more information.

MODEL	DESCRIPTION	WT./@ IN LBS.	PRICE LIST PAGE NO.
FSW	Folding spanner wrench	.3	16
FSW-1	Folding spanner wrench with pry	.5	16
SWA	Spanner wrench	.6	16
SW-MBA	Mounting bracket for 2 model SWA	1.5	16
SW-MBSS	Mounting bracket including 2 model SWA	2.7	16



Scan here  
for more  
information.

**Round point shovels** are #2 hollow back with 8-1/2" x 12" blades.  
**Square point shovels** are #2 hollow back with 9-1/2" x 11-1/2" blades and a rolled step.

Heavy duty fiberglass handles provide unsurpassed durability, comfort and safety. Heat-treated and tempered blades resist wear and breakage.

MODEL	DESCRIPTION	WT/@ IN LBS.	PRICE LIST PAGE NO.
RPS-LH	Round point with 48" handle	4.4	29
RPS-DG	Round point with 27" handle and "D" grip	3.6	29
SPS-LH	Square point with 48" handle	4.9	29
SPS-DG	Square point with 27" handle and "D" grip	3.7	29

## SCOOP SHOVEL



Scan here  
for more  
information.

Large 15" x 19" heavy duty square blade for digging and scooping mud, slush, snow, gravel and other coarse material.

MODEL	DESCRIPTION	WT/@ IN LBS.	PRICE LIST PAGE NO.
SS-ADG	Scoop shovel with 27" handle and grip	3.6	29

## Fire Rakes



Scan here  
for more  
information.

An economical, general purpose tool for raking fire lines, digging, rolling burning logs, chopping small brush, weeding, and cleaning. The four, tempered steel blades are securely riveted in place on an angle iron frame for maximum durability.

MODEL	DESCRIPTION	WT/@ IN LBS.	PRICE LIST PAGE NO.
FR-5	Fire rake with 60" handle	4.3	29
PCP-5	Replacement handle	2.5	29



## Never lets go!

The only **smoke ejector holder** that's spring-loaded to reduce damage to door jambs. Holder is strong, lightweight, and easy to handle. A unique locking action exerts maximum pressure for a secure hold against door jambs and window frames. Rubber-cushioned pads tightly grip smooth surfaces, yet are easily adjusted from 29-1/2" to 42-1/2". Made of high-tensile strength materials. Virtually maintenance-free.

## Hanging Brackets for Smoke Ejector Holders

Plated hooks for attachment to a smoke ejector unit. Once attached, the large hooks are then placed over the QUIC-GRIP Smoke Ejector Holder for secure hanging in any door or window.

For mounting options, see pages 3-5 & 3-6.



Scan here for more information.

MODEL	DESCRIPTION	WT. IN LBS.	PRICE LIST PAGE NO.
SEH-3	Ejector hanging bracket	6.0/ea.	28
SEH-HB	Hanging bracket set	.8/set	28

## Z Hook Tools



Great for salvage and overhaul, these lightweight yet extremely strong poles feature 1" O.D. handles and our special "Z" heads. Stainless steel sleeves at both ends help prevent wear, and are epoxied in place, then cross-drilled and pinned for extra strength. Handles are solid fiberglass. For mounting options, see pages 3-5, 3-7, 3-8.



Scan here for more information.

MODEL	DESCRIPTION	WT./@ IN LBS.	PRICE LIST PAGE NO.
ZH-48-D	"Z" hook 48" long with "D" handle	5.5	28
ZH-72-D	"Z" hook 72" long with "D" handle	6.7	28
ZH-96-D	"Z" hook 96" long with "D" handle	7.9	28
ZH-48-G	"Z" hook 48" long with gas shut-off	5.2	28
ZH-72-G	"Z" hook 72" long with gas shut-off	6.4	28



## SAFETY AND CLOTH PRODUCTS

### **TARPS & RUNNERS**

5-2

QUIC-COVER™ Floor Runners

5-2

QUIC-COVER™ Heavy-Duty Tarps

5-2

### **BAGS**

5-3

QUIC-CLOTH™ Canvas Utility Bags

5-3

QUIC-CLOTH™ Heavy-Duty Cribbing Bag

5-3

## Floor Runners



Scan here  
for more  
information.

Protect wood and carpet from unnecessary damage. Great for high-traffic areas.

3' W x 18' L. Available in lightweight, 6 oz. poly (white over silver) or 18 oz. nylon (yellow).

Grommets in all four corners.

MODEL	DESCRIPTION	WT./@ IN LBS.	PRICE LIST PAGE NO.
ZR-3	6 Ounce, 3' x 18' runner	1.5	28
ZR-2	18 Ounce, 3' x 18', runner	7.3	28

## Tarps



Rugged grommets are placed in all four corners and along the hem on two foot centers. Corners and hem are reinforced and double-stitched for maximum durability.

10 and 18 oz. tarps come standard in either yellow or green. Other colors and sizes are available via special order. Special orders require a minimum purchase of five tarps of any one size or color. Pricing may vary.

10 oz. tarps are vinyl-laminated.

18 oz. tarps are vinyl-coated.

These **heavy-duty, polyester tarps** are the ideal choice for salvage and overhaul operations. Tarps will shield homeowners' furniture and other valuables from smoke, water, and debris: promoting good will and limiting property damage.

MODEL	DESCRIPTION	WT./@ IN LBS.	PRICE LIST PAGE NO.
SC-101-Y	10 Ounce, 9' x 12', yellow	9.4	28
SC-101-G	10 Ounce, 9' x 12', green	9.4	28
SC-102-Y	10 Ounce, 12' x 14', yellow	13.5	28
SC-102-G	10 Ounce, 12' x 14', green	13.5	28
SC-103-Y	10 Ounce, 12' x 18', yellow	18.8	28
SC-103-G	10 Ounce, 12' x 18', green	18.8	28
SC-104-Y	10 Ounce, 14' x 18', yellow	21.0	28
SC-104-G	10 Ounce, 14' x 18', green	21.0	28
SC-181-Y	18 Ounce, 9' x 12', yellow	19.0	28
SC-181-G	18 Ounce, 9' x 12', green	19.0	28
SC-182-Y	18 Ounce, 12' x 14', yellow	23.6	28
SC-182-G	18 Ounce, 12' x 14', green	23.6	28
SC-183-Y	18 Ounce, 12' x 18', yellow	31.7	28
SC-183-G	18 Ounce, 12' x 18', green	31.7	28
SC-184-Y	18 Ounce, 14' x 18', yellow	35.3	28
SC-184-G	18 Ounce, 14' x 18', green	35.3	28



Scan here  
for more  
information.

## Canvas Utility Bag



Rugged **Canvas Utility Bags** may be used to dependably carry and store a multitude of items. Both bags feature a double layer bottom and long carrying handles.

**Model CB-4** is constructed of 25-oz. canvas duck and measures 16-1/2" W x 9" D x 17" H.

**Model CB-10** is constructed of 25-oz. canvas duck and measures 12" W x 6" D x 13" H.

MODEL	DESCRIPTION	WT./@ IN LBS.	PRICE LIST PAGE NO.
CB-4	Canvas utility bag - large	1.7	30
CB-10	Canvas utility bag - small	1.1	30

Scan here  
for more  
information.



## Heavy Duty Cribbing Bag

An easy and economical way to store and transport cribbing for rescue operations.

Long carrying handles and a padded shoulder strap facilitate transfer around the scene. Strap may be quickly detached when not desired.

18" W x 10-1/2" D x 14-1/2" H. Made with rugged, 25 oz. canvas duck.



**Note:** Cribbing not provided with bag.



Scan here  
for more  
information.



MODEL	DESCRIPTION	WT./@ IN LBS.	PRICE LIST PAGE NO.
CB-CS	Cribbing bag with carrying strap	3.5	30

## LIGHTING EQUIPMENT

### LIGHTS & LIGHT BRACKETS

8-2 &amp; 8-3

Parking Light

8-2

Ground Light

8-2

Vehicle Ladder Light - Light Only

8-3



**Ideal for reversing and parking fire apparatus, rescue vehicles, and ambulances.**

Stainless steel housing. Easily mounted. Uses a standard PAR36 halogen or LED bulb that can be easily replaced.

Neoprene gasket provided to lock out moisture.

LED delivers 450 lumens and draws 550mA @ 12V or 300mA @ 24V.



Scan here  
for more  
information.



MODEL	DESCRIPTION	WT./@ IN LBS.	PRICE LIST PAGE NO.
ZQL-SS-H7614	Stainless steel parking light	3.2	30
ZQL-SS-LED	Stainless steel parking light - LED	3.3	30

## Ground Light



**Ground lights provide illumination around the vehicle, maximizing visibility and safety on the scene.**

Aluminum bracket is designed for use with the Signal-Stat 4100 light. The bracket has pre-drilled holes on two angular surfaces to simplify mounting to apparatus.

The light itself bolts directly to the bracket via pre-drilled holes. Components may be ordered separately (right) or completely assembled (left).



MODEL	DESCRIPTION	WT./@ IN LBS.	PRICE LIST PAGE NO.
GLB	Bracket only	1.2	30
GLL	Light only	.8	30
GLB/L	Bracket with light	2.0	30

Scan here  
for more  
information.





Bright white LED in aluminum housing with white ABS plastic cover.

Includes hardware and wiring.

Sold each.

Specifications:

Brightness/Flux: 136 lumens

Color Temp/Appearance: 5700K (Bright White)

Average Life: 6000 hours

Wattage: 1.8W Max.



Scan here  
for more  
information.

MODEL	DESCRIPTION	WT./@ IN LBS.	PRICE LIST PAGE NO.
ZQL-LED	Vehicle Ladder Light - Light Only	.5	30

For full Vehicle Ladder Light Assembly,  
see Model RL-LED, page 3-71.

## HAVE A QUESTION ABOUT A PRODUCT OR SERVICE?

**REACH OUT  
TO US TODAY.**



**800-711-FIRE**



**Zico**  
ZIAMATIC.COM  
SMARTER SOLUTIONS FOR  
FIRST RESPONDERS



# WANT TO TRY BEFORE YOU BUY?



HAVE YOUR EYE ON A MOUNT BUT NOT SURE IF IT WILL FIT IN THE COMPARTMENT?

HUNTING FOR THE PERFECT EXTRICATION TOOL HOLDERS?

WANT TO GET HANDS-ON WITH AN SCBA BRACKET?

JUST NEED SOMETHING IN-HOUSE TO SHOW THE TRUCK COMMITTEE?

DID YOU KNOW THAT YOU CAN REQUEST MANY OF OUR PRODUCTS FOR 30 DAYS OF TESTING & EVALUATION BEFORE MAKING A PURCHASE?

## NEED A PRODUCT MANUAL?



SCAN TO  
ACCESS OUR  
PRODUCT  
MANUALS.

Have questions on product operation or mounting procedure? Need dimensional drawings or part breakdowns? Visit us online for hundreds of up-to-date technical manuals.

To access, choose the "Product Manuals" option at the top of our website. Once there, you can search by manual number, model number, or product name to locate and download the PDF you need. You can also access the manuals by using your mobile device to scan the code to the left.

## LET US KNOW WHAT YOU THINK.



SCAN TO  
CONTACT  
US.

Customer service is so important to us. We want to give you the opportunity to tell us what you think about our products, tell us your needs as a customer, and help answer any questions you may have.

Many of our product modifications come from recommendations brought to our attention by you! So, give us a call, fax us, email us, or send us a letter. We want to know what YOU think!



# BROWSE OUR PRODUCTS ONLINE



VISIT OUR WEBSITE  
[WWW.ZIAMATIC.COM](http://WWW.ZIAMATIC.COM)

## AND FOLLOW US ON SOCIAL MEDIA.



LIKE US ON INSTAGRAM  
[INSTAGRAM.COM/ZIAMATICCORP](https://www.instagram.com/ziamaticcorp)



LIKE US ON FACEBOOK  
[FACEBOOK.COM/ZIAMATIC](https://www.facebook.com/ziamatic)



SUBSCRIBE TO US ON YOUTUBE  
[YOUTUBE.COM/ZIAMATIC](https://www.youtube.com/ziamatic)



FOLLOW US ON X  
[X.COM/ZIAMATIC](https://www.x.com/ziamatic)