


SURE-GRIP HOOK TOOL MOUNTING BRACKETS

INSTRUCTIONS AND PARTS

Models:

- SG-VM-ZHL (SURE-GRIP Hook Tool Mounting Bracket, Left)
- SG-VM-ZHR (SURE-GRIP Hook Tool Mounting Bracket, Right)



(Left Shown)

Firefighters can use Ziamatic's SURE-GRIP Hook Tool Mounting Brackets to safely store Ziamatic's Z hook tools and many other NY hook style tools. They were designed using stainless steel to complement all truck body styles and looks while maintaining a strong attractive finish.

The mounting kit utilizes Ziamatic's SURE-GRIP bracket (model SG-VM-1) which provides one of the strongest ways to retain tools with a quick and simple release and retrieval process. The rubber pads on both the strap and on the body of the SURE-GRIP bracket are proven to virtually eliminate vertical movement when the vehicle is in transit.

The mounting kit fits all length hook poles by adjusting the distance between the top bracket and the SURE-GRIP bracket. A left and right option is available to ensure almost all mounting application needs can be satisfied. To release a tool, simply release the hook and loop strap and lift the tool up and out of the bracket.

EASY TO USE

To Stow:

Hang the tool head onto the base bracket.

Secure the handle by placing the Strap over the tool. Slide it behind the oval-shaped post from the side.

While maintaining tension on the strap, pull away from the Base to tighten, then connect the hook pad and the loop pad to secure.

To Deploy:

Grab the end of the strap at the red tab and pull away from the base to release the hook & loop connection.

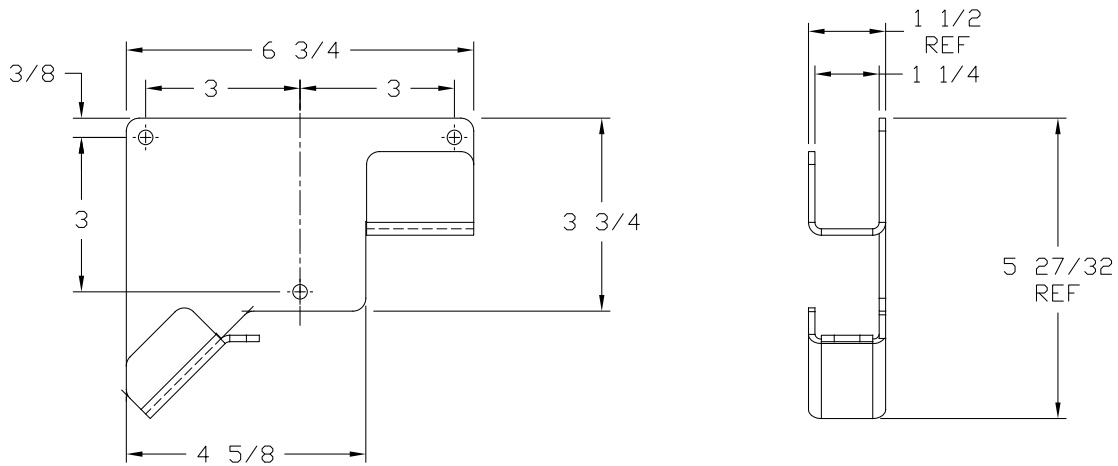
Pull the tool up and towards you, through the loosened strap. Strap will free itself as you pull.



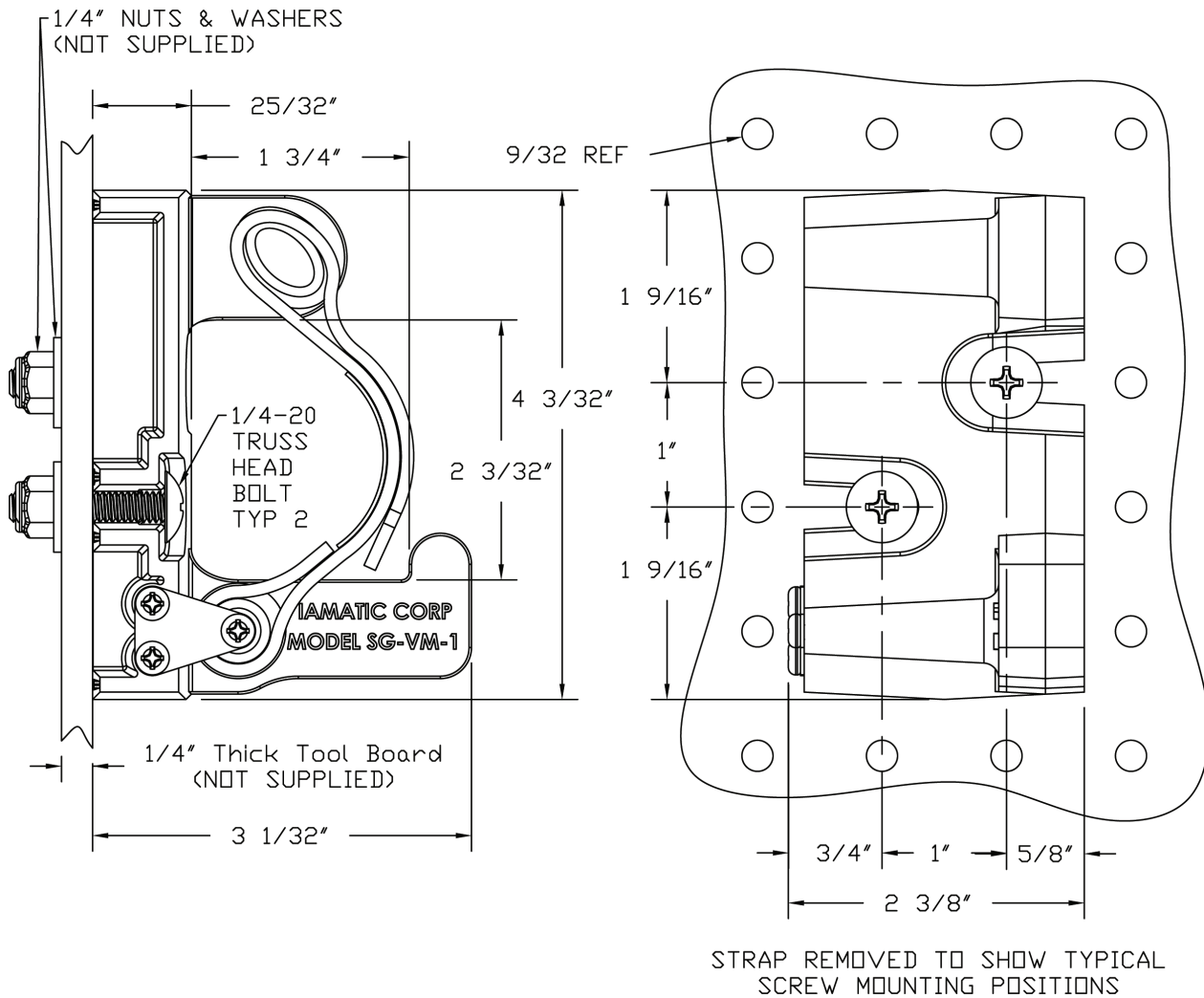
Scan here
for more
information
& videos

Mounting

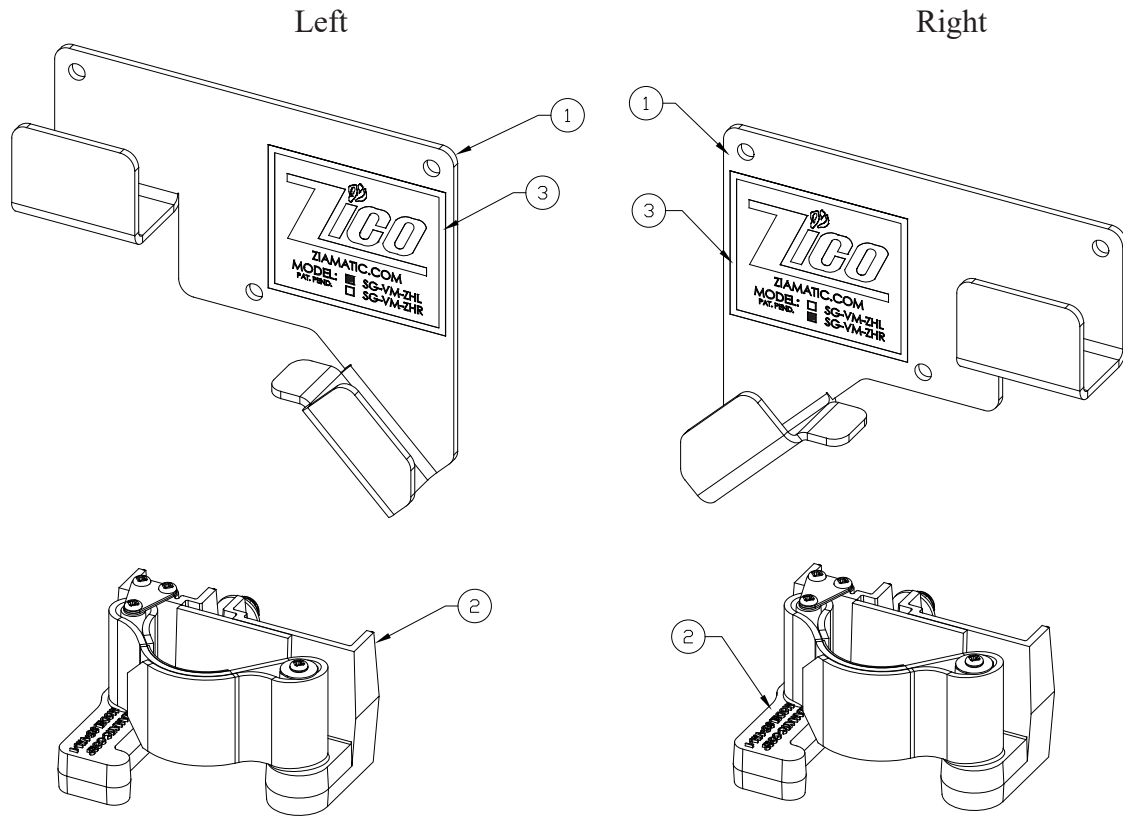
Mount the tool head bracket using the three 9/32" holes, mount using 1/4" hardware(not provided)



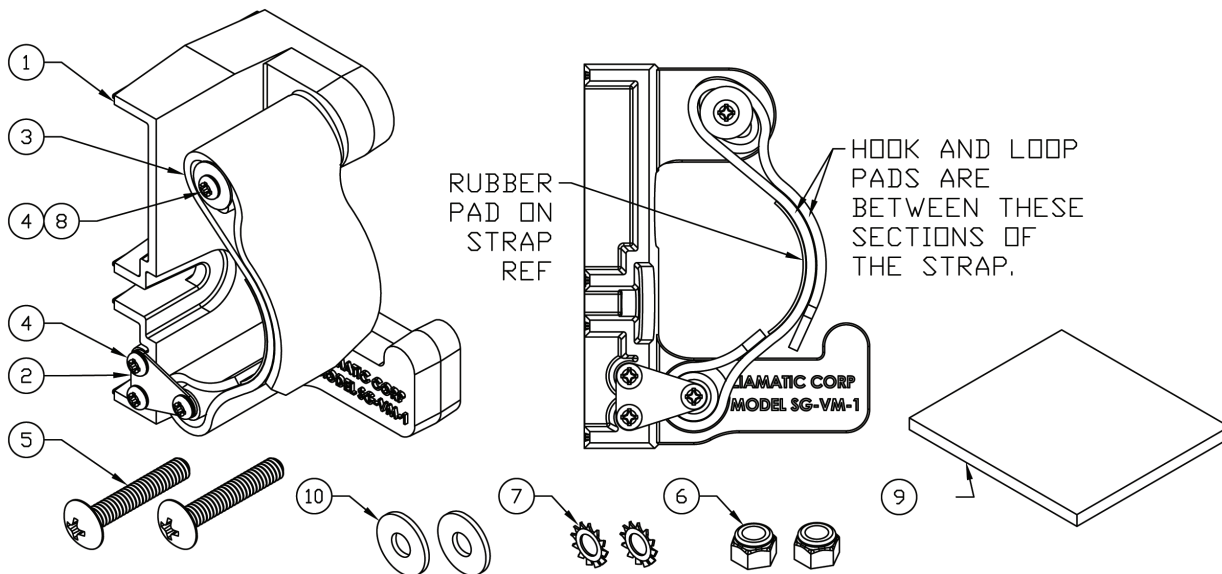
1. Mount the SG-VM-1 bracket using the supplied 1/4" Truss Head hardware kit.
2. Adhere the Pad to the flat portion of Base over the screw heads



Parts



Item	Part Number	Description	Qty
1	3085-580-101	Base, Hook Bracket, Left	1
	3085-585-101	Base, Hook Bracket, Right	1
2	3085-500-000	SG-VM-1 (Parts, page 4)	1
3	3085-580-103	Label, Model#	1



ITEM	PART NUMBER	DESCRIPTION	QTY.
1	3085-500-105	SURE GRIP BASE	1
2	3085-500-107	STRAP PLATE	1
3	3085-500-109	STRAP, VARIABLE - BLACK	1
	3085-515-109	STRAP, VARIABLE - YELLOW	1
4	9125-191306	SCREW, #6-20x3/8", PLASTIC THREAD CUTTING, SS, 94629A70	4
5	9010-262520	SCREW, 1/4-20x1 1/4" TRUSS HEAD ZPS	2
6	9013-172500	NUT, 1/4-20 HEX HEAD, LOW-PRO NYLON LOCK, ZPS	2
7	9014-262500	LOCK WASHER, 1/4" EXTERNAL TOOTH, ZPS	2
8	9114-161300	FENDER WASHER, #6 X .560 O.D. S/S	1
9	3085-500-901	PAD WITH ADHESIVE	1
10	9014-112500	FLAT WASHER, 1/4" ZPS	2



Ziamatic Corp.

10 West College Avenue, P.O. Box 337, Yardley, PA 19067-0587 • (215) 493-3618 • FAX: (215) 493-1401

*ZICO is a registered trademark for fire, safety and marine products made by Ziamatic Corp.

www.ziamatic.com
TOLL FREE: 800-711-3473

Copyright Ziamatic Corp. 5-2024