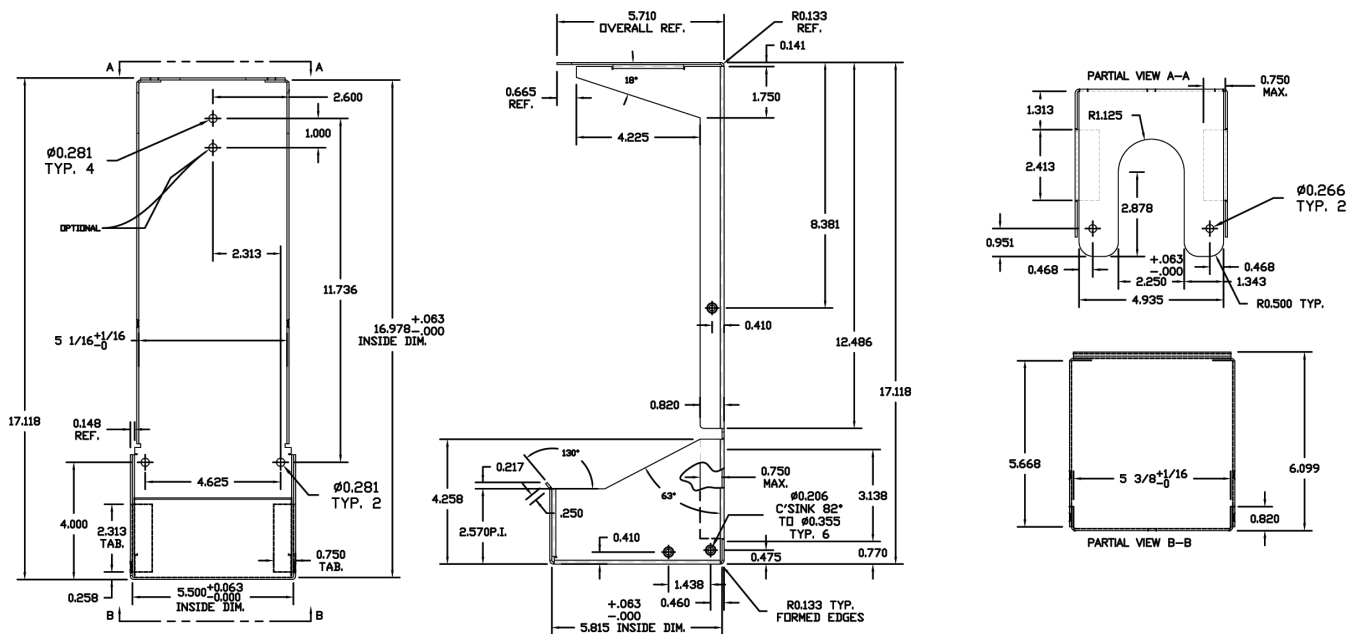



QUIC-RELEASE® HORIZONTAL STRAPLESS CYLINDER BRACKET
MODEL QR-D-2/H
PARTS AND INSTRUCTION MANUAL

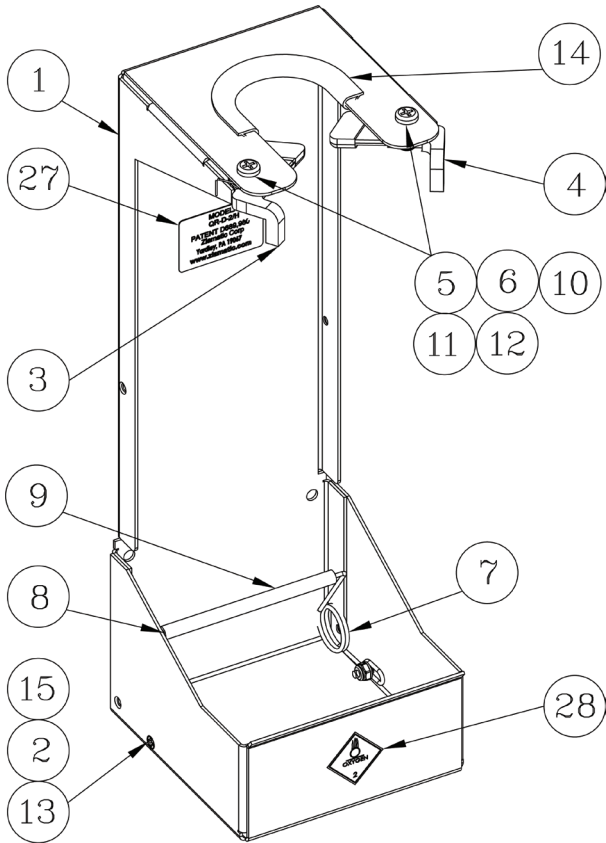
3030PM15

Rev. 4-28-23



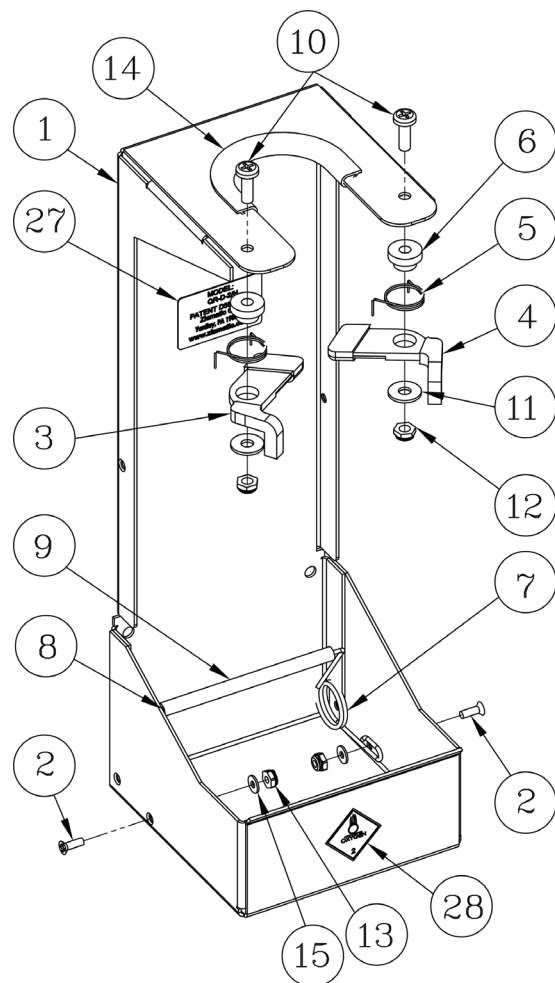
MODEL	DESCRIPTION	WT./@ IN LBS.
QR-D-2/H	Horizontal Strapless Cylinder Bracket	5.2

Parts Diagram



EXPLODED VIEW

ISOMETRIC VIEW



Parts Breakdown

ITEM NO.	PART NO.	DESCRIPTION	QTY.
1	3030-113-101	D-CYL. BRACKET FORM	1
2	9110-361608	#8 X 1/2" FLAT HD, SOCKET HD. S.S.	2
3	3030-113-109	D-CYL. BRACKET CAM (LEFT)	1
4	3030-113-111	D-CYL. BRACKET CAM (RIGHT)	1
5	3030-113-113	D-CYL. BRACKET CAM SPRING	2
6	3030-113-115	D-CYL. BRACKET CAM SPACER	2
7	3030-113-117	D-CYL. BRACKET RETURN SPRING RH	1
8	3030-113-119	D-CYL. BRACKET RETURN SPRING LH	1
9	3030-113-121	D-CYL. BRACKET SPRING JACKET	1
10	9110-352512	BUTTON HD CAP, 1/4"-20 X 3/4 S.S.	2
11	9114-112500	WASHER, 1/4" FLAT S.S.	2
12	9113-172501	LOW PRO. NUT, 1/4-20, NYLON LOCK S.S.	2
13	9113-251601	LOW PRO. NUT, #8-32, NYLON LOCK S.S.	2
14	3030-113-123	VINYL EDGE GUARD	1
15	9114-111600	##* FLAT WASHER	2
27	3030-111-131	LABEL, PATENT #, QR-D-2/H	1
28	3030-112-117	LABEL, OXYGEN WARNING	1

Operating Instructions

To store standard, jumbo, and steel "D" cylinders:

1. Place bottom of cylinder against Return Spring Assembly (78).
2. Lower cylinder through the latches (3 & 4), until both click into the locked position.
3. Check that the cylinder is now secure against the latches.

Note: For additional security, extra holes are provided in D-Cyl. Bracket Form (1) to add a strap if desired.

To remove cylinders:

1. Slightly press cylinder against the D-Cyl. Bracket Form (1) to relieve pressure on the latch.
2. Squeeze latch handles inward, toward each other, to disengage the latches.
3. Lift the cylinder free of the latches and remove from bracket.

Mounting Instructions

- Mount horizontally.
- Brackets may be mounted side by side.
- Minimum of 3 mounting points using 1/4" screws.
- Mounting surface must be able to withstand a pull-out force exceeding strength of screws.



Ziamatic Corp.

10 West College Avenue, P.O. Box 337, Yardley, PA 19067-0587 • (215) 493-3618 • FAX: (215) 493-1401

www.ziamatic.com

TOLL FREE: 800-711-3473

*ZICO is a registered trademark for fire, safety and marine products made by Ziamatic Corp.

Copyright Ziamatic Corp. 4-23