

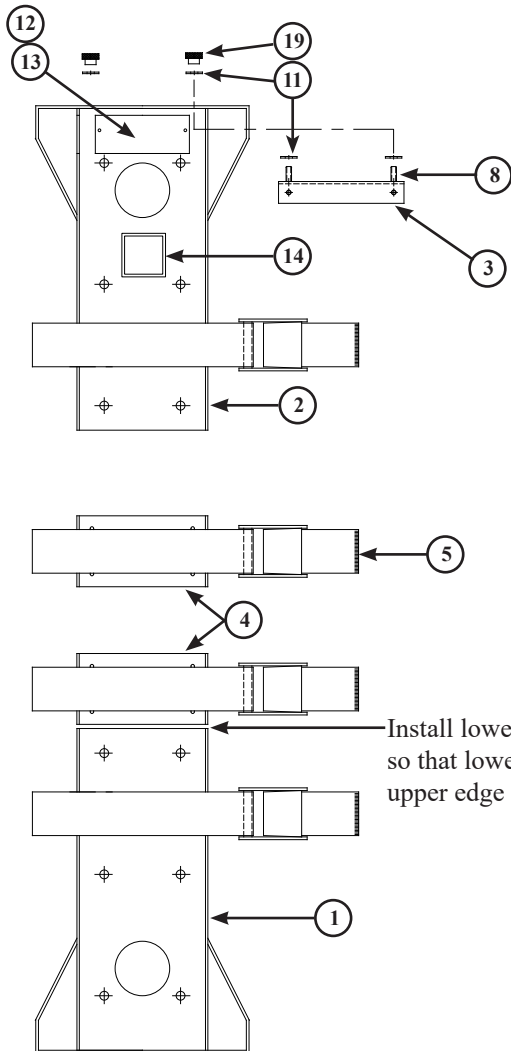
QUIC-RELEASE® MULTIVERSAL BRACKET MODEL QR-MV

ZICO®

3030PM1

REV.6-19-2023

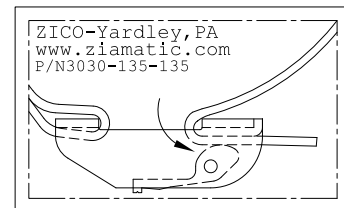
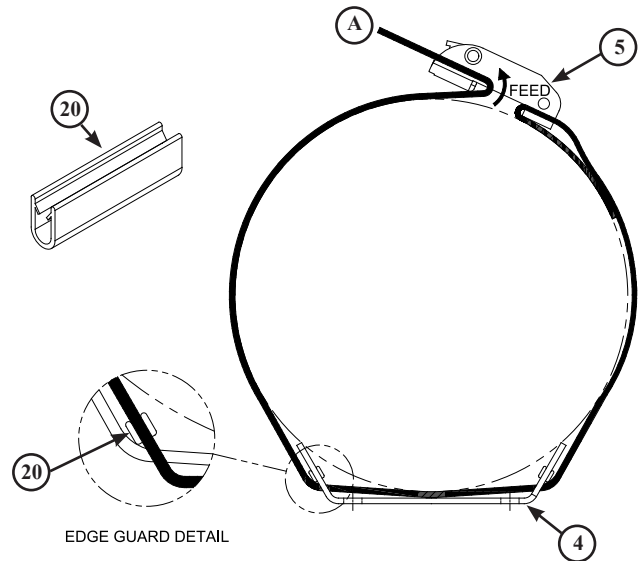
To properly store your cylinder use all 4 straps.



Install lower Strap Support (4) so that lower edge is against upper edge of Base Plate (1)

IMPORTANT:

Running end of strap "A" goes under latch and back through front of latch between retainer and thumb release.



Strap threading label sewn on strap, near buckle

ITEM NO.	DESCRIPTION	PART NUMBER	PIECES REQUIRED
1	Base Plate Assembly	3030-135-105	1
2	Retainer Assembly	3030-135-110	1
3	Stop	3030-000-109	1
4	Support Strap	3030-135-120	2
5	Strap & Buckle Assembly	3030-135-135	4
8	1/4" x 3/4" Hex Head Bolt	9010-102512	2
11	1/4" Flat Washer	9014-112500	4
12	#4 Drive Screw	9020-101103	2
13	Label "CAUTION/MODEL NO."	3030-135-140	1
14	Label "KKK-A-1822-F"	3030-000-115	1
19	1/4-20 x 3/4" Dia. Thumbnut	9012-352500	2
20	Edge Guard, 2"	3030-135-145	8

This bracket has been tested to meet SAE-J3043, AMD Standard 003 and GSA KKK-A-1822E. This should be taken into consideration when selecting the mounting location.

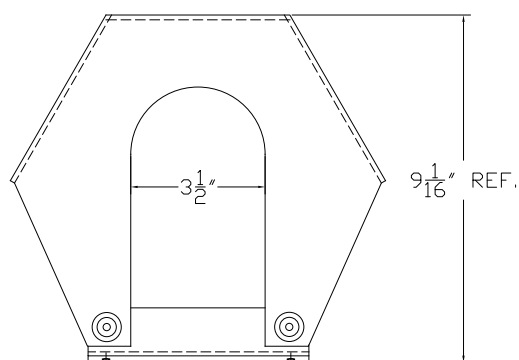
Mount using 5/16" Grade 8 or better hardware with washers.

Straps should be inspected frequently and replaced when showing wear or any fraying.

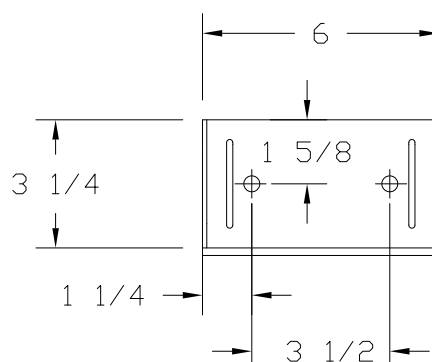
Otherwise they should be replaced every 5 years. The tag below is mounted to the retainer bracket(1) and marked with the replacement date.



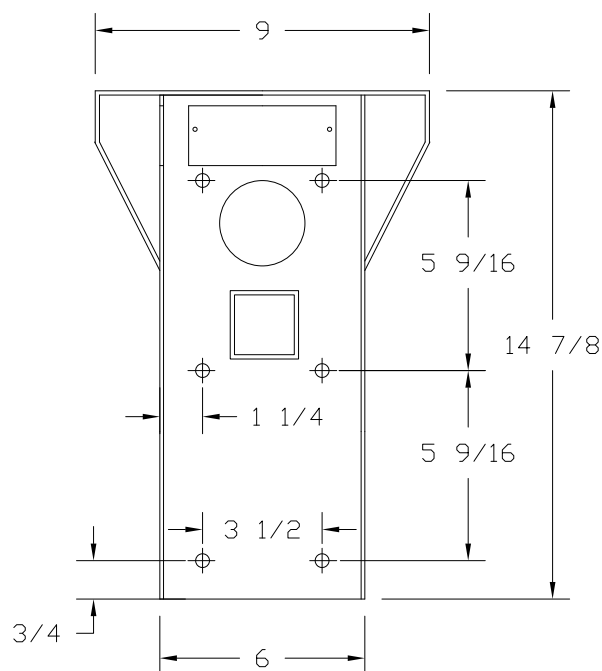
3030-135-140 Model/Caution Tag with replacement date in the bottom right corner.



Top View

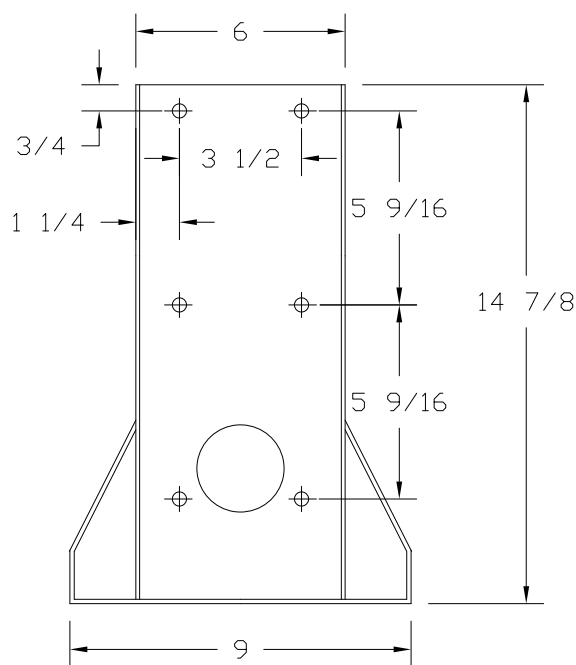


Support Strap



Retainer Assembly

6 mounting locations to be used.



Base Plate Assembly

6 mounting locations to be used.



Ziamatic Corp.

10 West College Avenue, P.O. Box 337, Yardley, PA 19067-0587 • (215) 493-3618 • FAX: (215) 493-1401

*ZICO is a registered trademark for fire, safety and marine products made by Ziamatic Corp.

www.ziamatic.com
TOLL FREE: 800-711-3473

Copyright Ziamatic Corp. 8-18