

**QUIC-CHOC® WHEEL CHOCs AND HOLDERS**  
**MODELS AC-1, AC-2, AC-32 AND AC-44**

**NFPA** REQUIRES TWO WHEEL CHOCs BE MOUNTED IN READILY ACCESSIBLE LOCATIONS ON THE FIRE APPARATUS BEFORE IT IS PLACED INTO SERVICE.

**WHEEL CHOCs ARE REQUIRED TO HOLD A FULLY LOADED APPARATUS ON A HARD SURFACE WITH A 20 PERCENT GRADE WITH THE TRANSMISSION IN NEUTRAL AND THE PARKING BRAKE RELEASED.**

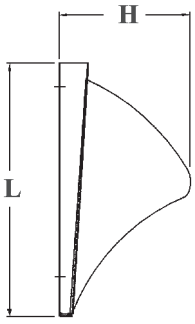


ZICO chocs comply with the SAEJ348 Standard for Wheel Chocs. This standard presents basic criteria for the design, manufacture and testing of wheel chocs. ZICO Model AC-44 and SAC-44-E Chocs have been third party tested and certified to meet or exceed the SAEJ348 standard for wheels up to 44 inches.

**WARNING: Undersized chocs may fail to restrain the vehicle. The vehicle may either roll over or crush an undersized choc, possibly resulting in property damage or bodily injury.**

ZICO Chocs Feature:	AC-1	AC-2	AC-32*	AC-44*	SAC-44-E*
• High-tensile strength aluminum construction	Height 6-1/2"	8-1/4"	8-1/2"	12"	12"
• Large rear-opening hand grip permitting safe and easy placement/removal	Width 6"	8-5/8"	8"	11-1/4"	10-1/2"
• Double row of rugged teeth to grip almost any firm surface	Length 11-3/4"	15"	14-13/16"	21"	21"
• Third party tested for compliance	Weight (Lbs.) 3.7	7.4	7.5	15.3	19.0
• Model SAC-44-E folds for easy storage	Meets SAEJ348 for up to _____" wheel dia.	N/A	N/A	32"	44"
	Horiz. Holder Model # QCH-1	QCH-2	QCH-32-H	---	SQCH-44-H
	Vert. Holder Model # QCH-11	QCH-22	QCH-32-V	QCH-44-V	---
	<b>*Meets or exceeds the SAEJ348 Standard</b>				

Vertical and/or horizontal holders are available for all QUIC-CHOC Wheel Chocs. Horizontal holders may be mounted under the vehicle. See Manual 3025PM3 for more information on the SAC-44-E Folding Wheel Choc and corresponding holder. See Manual 3025PM5 for more information on the QCH-SL Safety Latch.



## VERTICAL CHOC HOLDER DIMENSIONS

MODEL NO.	FOR CHOC MODEL NO.	L	W	H	WT./@ IN LBS.
QCH-11	AC-1	12-3/4"	6"	6-1/2"	1.8
QCH-22	AC-2	16-1/4"	8-3/4"	8-1/4"	3.3
QCH-32-V	AC-32	16-1/4"	8-1/4"	8-3/4"	3.05
QCH-44-V	AC-44	21-1/4"	11-3/4"	12-1/8"	5.2

## HORIZONTAL CHOC HOLDER DIMENSIONS

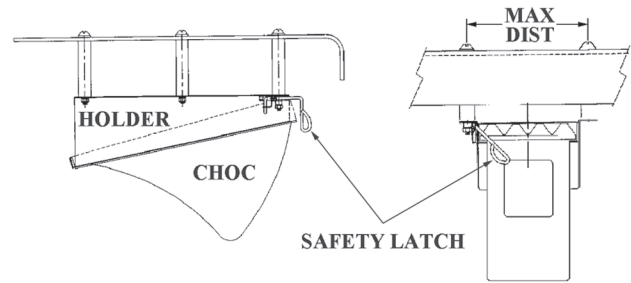
MODEL NO.	FOR CHOC MODEL NO.	L	W	H	MAX. DIST.*	WT./@ IN LBS.
QCH-1	AC-1	12-1/2"	8-1/4"	11-3/4"	7-3/8"	3.75
QCH-2	AC-2	16-1/4"	11-3/8"	14-1/4"	9-3/4"	5.7
QCH-32-H	AC-32	16"	10-7/8"	14-3/4"	9-7/16"	5.55

\*MAX. DIST. refers to maximum distance between mounting holes.

### MOUNTING CHOC HOLDERS:

All horizontal holders have six mounting holes (use any 4 holes). Vertical holders have four holes.

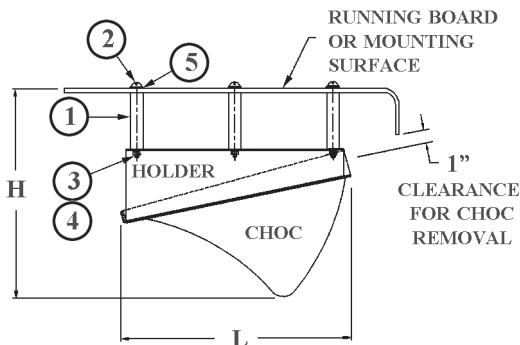
1. Use the choc holder as a pattern to mark hole locations (see dimension above). Insert choc into holder prior to marking hole locations to insure proper fit.
2. Drill 5/16" diameter holes for mounting.
3. Cut tubes to length required - make sure choc has sufficient room (minimum 1") to clear edge of running board or compartment when choc is removed.
4. Use round head bolts when mounting vertical holders.
5. Model QCH-SL Safety Latch may be ordered with or added to Model QCH-1, QCH-2 and QCH-32-H holders as shown at right.



Each horizontal holder ships with one (1) hardware pack containing:

ITEM	PART NO.	DESCRIPTION	QTY.
1	3025-000-110	4" tube	4
2	9010-232580	1/4-20 x 5" rd. hd. machine screw	4
3	9012-102500	1/4-20 hex hd. nut	4
4	9014-202500	1/4 ID lock washer	4
5	9014-112500	1/4 ID flat washer.	4

\*No hardware is provided with vertical holders.



Ziamatic Corp.

10 West College Avenue, P.O. Box 337, Yardley, PA 19067-0587 • (215) 493-3618 • FAX: (215) 493-1401

\*ZICO is a registered trademark for fire, safety and marine products made by Ziamatic Corp.

www.ziamatic.com  
TOLL FREE: 800-711-3473  
Copyright Ziamatic Corp. 6-11