

**QUIC-STEP™ RETRACTABLE VEHICLE STEP SPRING UPGRADE KIT**  
**MODEL: VS-24-SK**  
**PARTS AND INSTRUCTIONS**

Certain Retractable Vehicle Steps from Ziamatic (models VS-24-11 and VS-24-9) may ratchet once they are in their completely extended(deployed) position. By replacing the original springs, the QUIC-Step Retractable Vehicle Step Replacement Spring Upgrade Kit lessens or eliminates noise produced by the actuator's purposely engineered internal clutch.




Kit includes:

- 6 – 3/8" washers
- 2 Cotter pins (1/8" x 3/4")
- 2 springs (1" x 5/8")

Item#	Part#	Description	Qty
1	3094-005-101	Base, VS Steps	1*
20	9080-003136	Clevis Pin, 5/16" x 2 1/4"	2*
50	9114-113700	Washer, 3/8" S/S	6
53	9170-001212	Cotter Pin, 1/8" x 3/4" S/S	2
60	0000-000-112	Tag, Serial Number	1*
61	9120-101103	Drive Screw #4 x 3/16	2*
65	3094-030-141	Spring, Extend	2

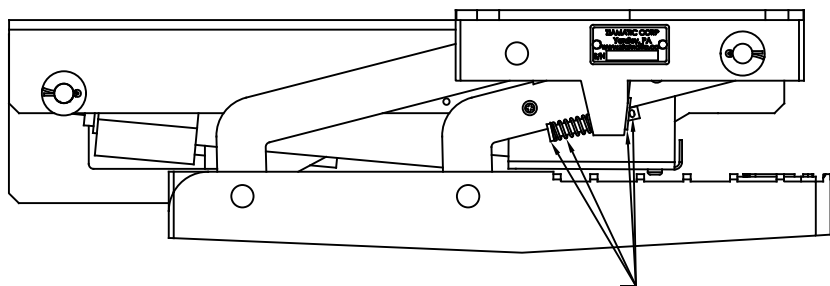
\*(Not supplied. Use originals)



## Installation

Keep the clevis pins(20) from step one to re-use with the new parts from the kit.

Disconnect the power while the step is in the stored position.



STEP 1  
REMOVE ORIGINAL  
CLEVIS PIN, SPRING,  
WASHER AND COTTER PIN

FIGURE 1  
LH VIEW

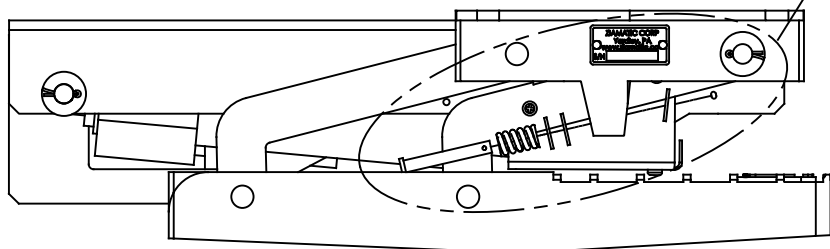


FIGURE 2  
LH VIEW

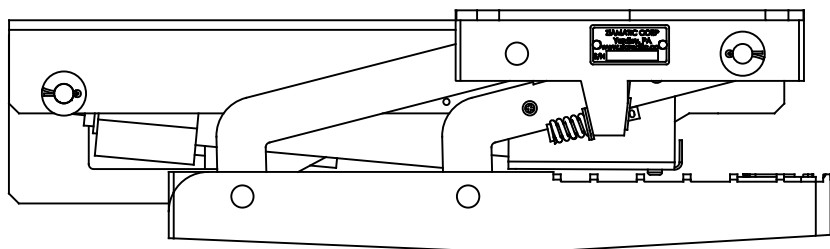
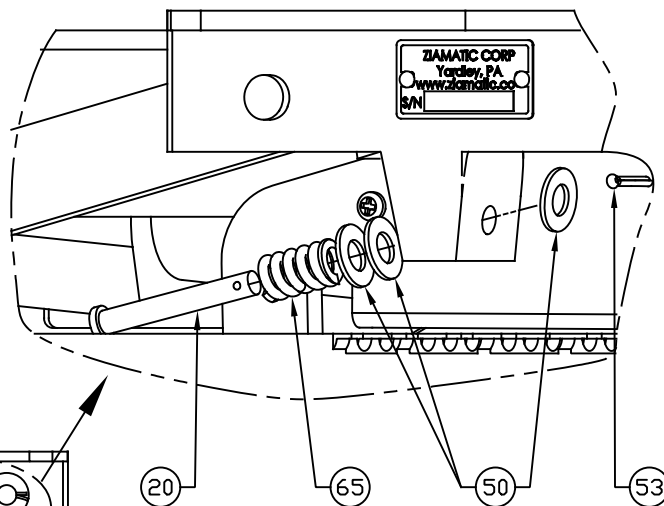
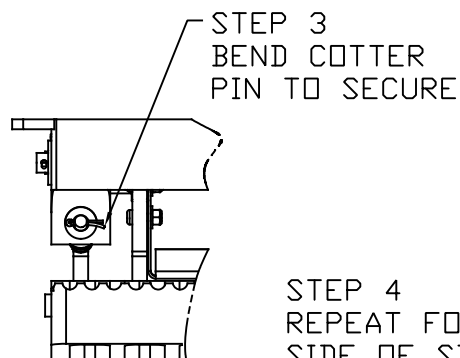


FIGURE 3  
LH VIEW



STEP 2  
ADD NEW PARTS AS SHOWN  
FIGURE 2  
DETAIL



STEP 3  
BEND COTTER  
PIN TO SECURE

FIGURE 3  
FRONT VIEW

STEP 4  
REPEAT FOR RH  
SIDE OF STEP



Ziamatic Corp.

10 West College Avenue, P.O. Box 337, Yardley, PA 19067-0587 • (215) 493-3618 • FAX: (215) 493-1401

\*ZICO is a registered trademark for fire, safety and marine products made by Ziamatic Corp.

www.ziamatic.com  
TOLL FREE: 800-711-3473

Copyright Ziamatic Corp. 11-2023