

## **EZ-MOUNT TOOL BOARDS**

### **PARTS AND INSTRUCTION MANUAL**

#### **Models available:**

QM-PB-20-28 Aluminum board 20"x 28"  
QM-PB-24-28 Aluminum board 24"x 28"  
QM-PB-23-30 Aluminum board 23"x 30"  
QM-PB-23-56 Aluminum board 23"x 56"


QM-SPB-20-28 Solid poly board 20" x 28"  
QM-SPB-23-28 Solid poly board 23" x 28"  
QM-SPB-23-30 Solid poly board 23" x 30"  
QM-SPB-23-56 Solid poly board 23" x 56"

A better, faster, more comfortable way to outfit your apparatus. Available standalone for traditional mounting or as part of our EZ-MOUNT Adhesive Fastening System.


The EZ-MOUNT Tool Board Process:

- 1.) Using traditional hardware or our powerful EZ-MOUNT adhesive kit (sold separately), place a stud in each corner of the compartment, lined up with the holes in the corners of the tool board.
- 2.) Lay out and mount all of your tool brackets to the tool board while sitting comfortably at your workbench—no twisting, turning, or reaching around the confines of the compartment over and over again.
- 3.) When the tool board is ready, simply slide the entire board over the studs and secure each corner.

**It's that easy!**




QM-PB-23-56 SHOWN



**Boards are 1/4" thick**  
**1" on center grid pattern**  
**9/32" Holes are designed for 1/4" hardware**  
**Borders: Edge to hole center**  
**Top border- 1 1/8"**  
**Side and bottom border- 1"**



**Spacers included.**  
 (Part# 3082-300-103)



**Boards are 1/2" thick**  
**No holes provided, add them as needed in the locations you require.**  
**Non-corrosive**

Make your board installation easier: Order the mounting kit.  
 Model QM-PB-KIT-6  
 Includes items pictured below



**Ziamatic Corp.**

10 West College Avenue, P.O. Box 337, Yardley, PA 19067-0587 • (215) 493-3618 • FAX: (215) 493-1401

[www.ziamatic.com](http://www.ziamatic.com)

TOLL FREE: 800-711-3473

\*ZICO is a registered trademark for fire, safety and marine products made by Ziamatic Corp.

Copyright Ziamatic Corp. 11-23