

**QUIC-RELEASE® HORIZONTAL STRAPLESS CYLINDER BRACKET**

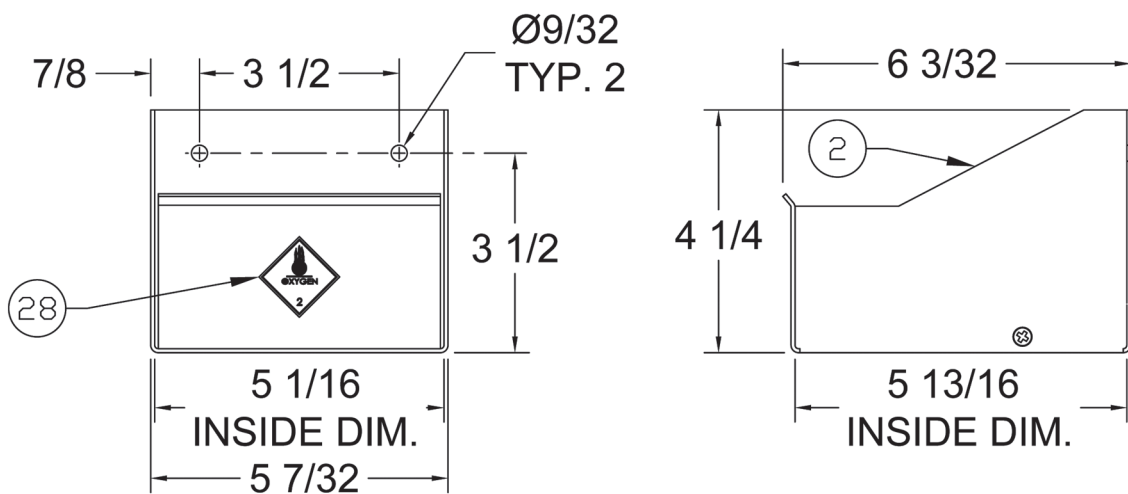
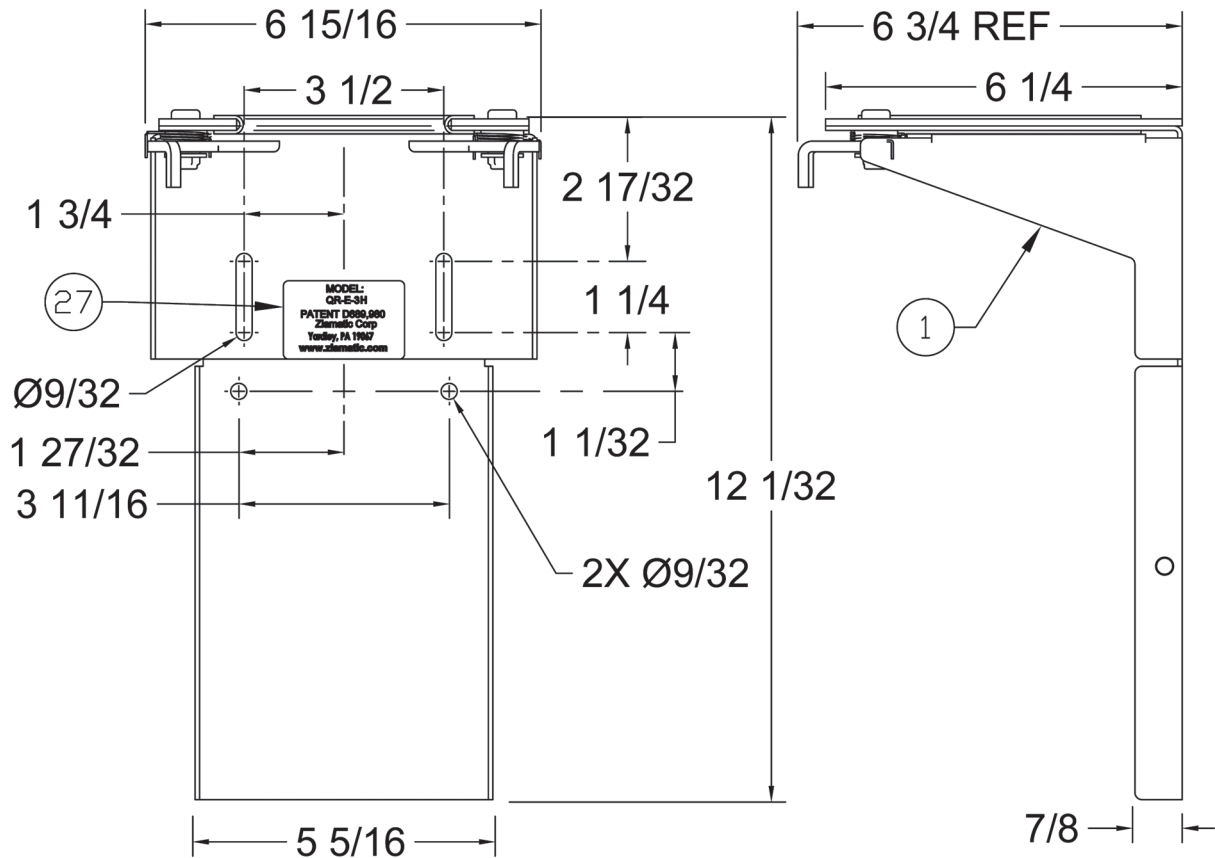
FOR ALL-IN-ONE REGULATORS

MODEL QR-E-3/H

PARTS AND INSTRUCTION MANUAL

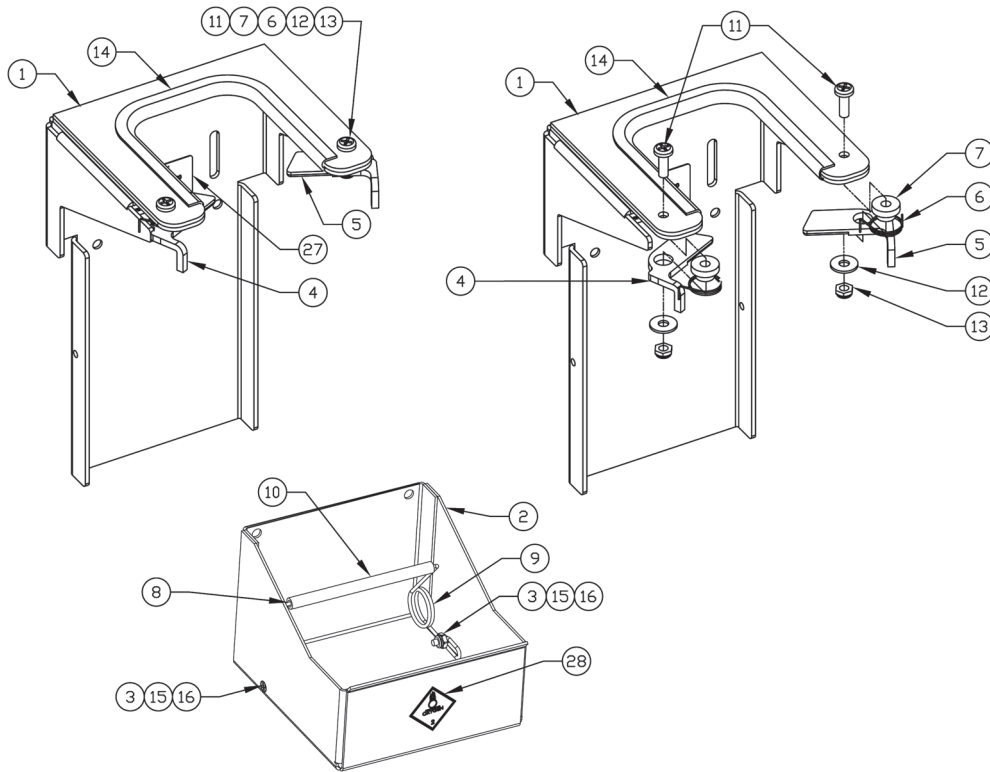
**3030PM23**

REV. 2-20-18



MODEL	DESCRIPTION	WT./@ IN LBS.
QR-E-3/H	Horizontal Strapless "E" Cylinder Bracket for All-In-One Regulators	8.3

# Parts Diagram



ITEM NO.	PART NO.	DESCRIPTION	QTY.
1	3030-106-103	E/JUMBO E-CYL.-LARGE REGULATOR	1
2	3030-114-101	E-CYL BRACKET BASE	1
3	9110-361608	#8 x 1/2" FLAT HD, SOCKET HD. S.S.	2
4	3030-113-109	D-CYL. BRACKET CAM (LEFT)	1
5	3030-113-111	D-CYL. BRACKET CAM (RIGHT)	1
6	3030-113-113	D-CYL. BRACKET CAM SPRING	2
7	3030-113-115	D-CYL. BRACKET CAM SPACER	2
8	3030-113-117	D-CYL. BRACKET RETURN SPRING RH	1
9	3030-113-119	D-CYL. BRACKET RETURN SPRING LH	1
10	3030-113-121	D-CYL. BRACKET SPRING JACKET	1
11	9110-352514	BUTTON HD CAP, 1/4"-20 x 7/8 S.S.	2
12	9114-112500	WASHER, 1/4" FLAT S.S.	2
13	9113-172500	LOW PRO. NUT, 1/4-20, NYLON LOCK S.S.	2
14	3030-110-105	EDGE GUARD, VINYL	1
15	9114-111600	#8 FLAT WASHER, NARROW S.S.	2
16	9113-191700	LOW PRO. NUT, #8, NYLON LOCK S.S.	2
27	3030-106-105	LABEL, PATENT#, QD-E-3	1
28	3030-112-117	LABEL, OXYGEN WARNING	1

## **Operating Instructions**

---

### **To store standard and steel "E" cylinders:**

1. Place bottom of cylinder against Return Spring Assembly (8, 9 & 10).
2. Lower cylinder through the bracket cams (4 & 5), until both click into the locked position.
3. Check that the cylinder is now secure against the latches.

### **To remove cylinders:**

1. Slightly press cylinder against the E-Cyl. Bracket Retainer (1) to relieve pressure on the bracket cams (4 & 5).
2. Squeeze bracket cam handles inward, toward each other, to disengage the bracket cams.
3. Lift the cylinder free of the bracket cams and remove from bracket.

## **Mounting Instructions**

---

- Mount horizontally.
- Brackets may be mounted side by side.
- Minimum of 6 mounting points using 1/4" dia. hardware with fender washers.
- Mounting surface must be able to withstand a pull-out force exceeding strength of screws.



*Ziamatic Corp.*

10 West College Avenue, P.O. Box 337, Yardley, PA 19067-0587 • (215) 493-3618 • FAX: (215) 493-1401

[www.ziamatic.com](http://www.ziamatic.com)

TOLL FREE: 800-711-3473

\*ZICO is a registered trademark for fire, safety and marine products made by Ziamatic Corp.

Copyright Ziamatic Corp. 2-18