


# QM-ELB ADJUSTABLE FOOTPLATE KIT

## PARTS AND ASSEMBLY INSTRUCTIONS



The addition of the adjustable footplate kit to the electric locking bracket allows for on-the-fly adjustments. The bracket can then be adjusted to variations in the length of the cylinder with just a few turns of the knob.

### Installing an Adjustable Footplate

1. Remove the footplate from the bracket.
2. Assemble (1) 5/16-18 nut, (1) 5/16" washer, and (1) spacer onto the short threaded end of the rod.
3. Slide the rod up through the upper bracket adjustment hole to the right of the top clip.




4. Thread the long threaded end into the footplate.
5. After greasing the footplate spacers, slide them together to make rollers and install them on the footplate mounting bolts. (Rollers should be between the footplate and mounting block.) Both rollers should be seated in the back plate slot.
6. Adjust the nut at the upper bracket so that the threaded rod extends 1-1/2" inches above the top of the spacer.



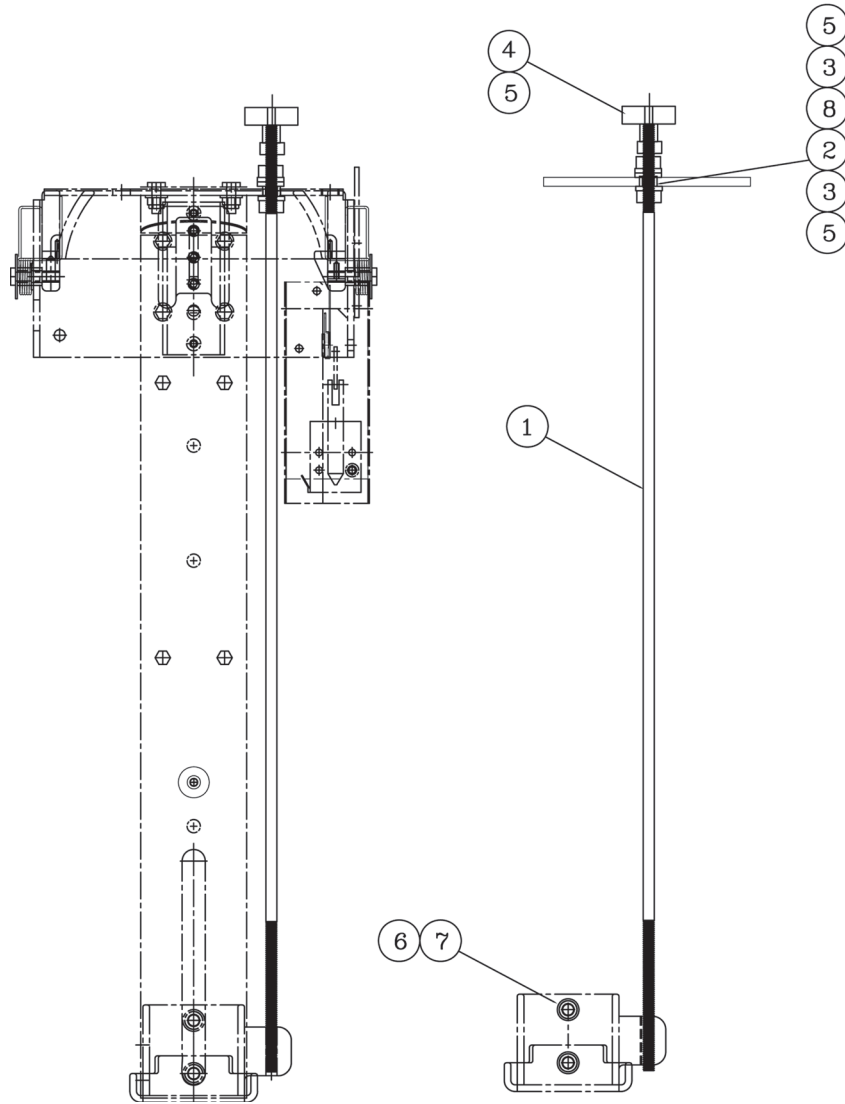
*QM-ELB shown with optional adjustable footplate kit*

7. Assemble (1) nylon washer, (1) 5/16" washer, and (1) 5/16-18 nut to the top of the threaded rod. Tighten the 5/16-18 nuts against the spacer above and below it.



8. Run (1) 5/16-18 nut down the top part of the rod. The nut should be down far enough that the knob can be threaded until it bottoms out. Once the knob bottoms out, tighten the 5/16-18 nut against the knob.

(Refer to 1029PM1 for QM-ELB Adjustment Procedures.)



ITEM NO.	PART NUMBER	DESCRIPTION	QTY.
1	1045-320-113	Adjustment Rod	1
2	1045-320-137	Spacer	1
3	9114-113100	Flatwasher, 5/16"	2
4	1045-320-175	Knob	1
5	9015-113100	Hex Nut, 5/16-18	3
6	1045-320-197	Spacer Sleeve, Footplate	2
7	1045-320-199	Spacer, Footplate	2
8	3097-105-130	Nylon Washer, 3/4" O.D.	1



Ziamatic Corp.

10 West College Avenue, P.O. Box 337, Yardley, PA 19067-0587 • (215) 493-3618 • FAX: (215) 493-1401

www.ziamatic.com

TOLL FREE: 800-711-3473

\*ZICO is a registered trademark for fire, safety and marine products made by Ziamatic Corp.

Copyright Ziamatic Corp. 5-5-09